

Daily Direct Steer and Heifer Slaughter Cattle Summary

For Trade on:

Friday, September 19, 2025

<a href="#">LM_CT100</a>	<b>5-Area</b>	<a href="#">LM_CT109</a>
<b>Neg. Cash Volume:</b>	15,139	<b>Dressed Formula Vol:</b> 37,527
Live Steer Avg:	\$238.51	Steer/Heifer Avg: \$383.28
Live Heifer Avg:	\$239.55	<b>Dressed Neg. Grid Vol:</b> 1,674
Dressed Steer Avg:	\$370.10	Steer/Heifer Avg: \$388.16
Dressed Heifer Avg:	\$375.00	<b>TOTAL VOLUME:</b> 54,340
<a href="#">LM_CT106</a>	<b>TOTAL WK TO DATE VOLUME:</b>	<b>212,450</b>
<b>Committed:</b>	<b>87,050</b>	<b>Delivered:</b> 49,874

<a href="#">LM_CT118</a>	<b>TX-OK-NM</b>	<a href="#">LM_CT109</a>
<b>Neg. Cash Volume:</b>	2,364	<b>Dressed Formula Vol:</b> 11,730
Live Steer Avg:	\$240.00	Steer/Heifer Avg: \$380.69
Live Heifer Avg:	\$240.00	<b>Dressed Neg. Grid Vol:</b> 0
Dressed Steer Avg:	N/A	Steer/Heifer Avg: N/A
Dressed Heifer Avg:	N/A	<b>TOTAL VOLUME:</b> 14,094
<a href="#">LM_CT106</a>	<b>TOTAL WK TO DATE VOLUME:</b>	<b>55,612</b>
<b>Committed:</b>	<b>18,047</b>	<b>Delivered:</b> 11,303

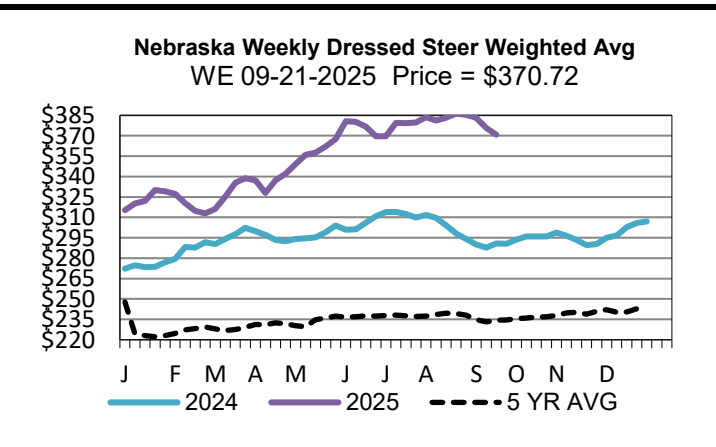
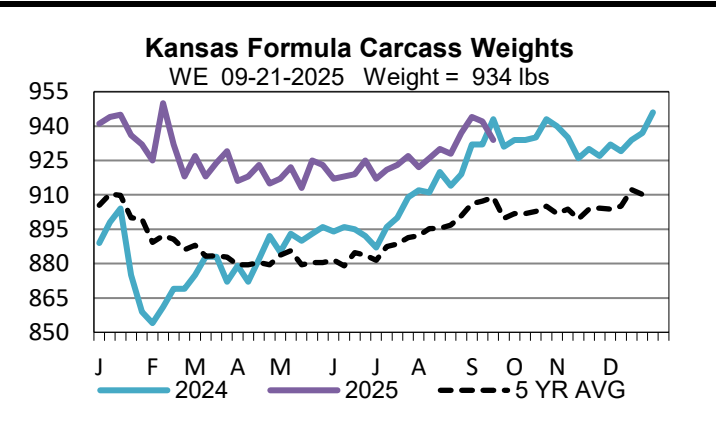
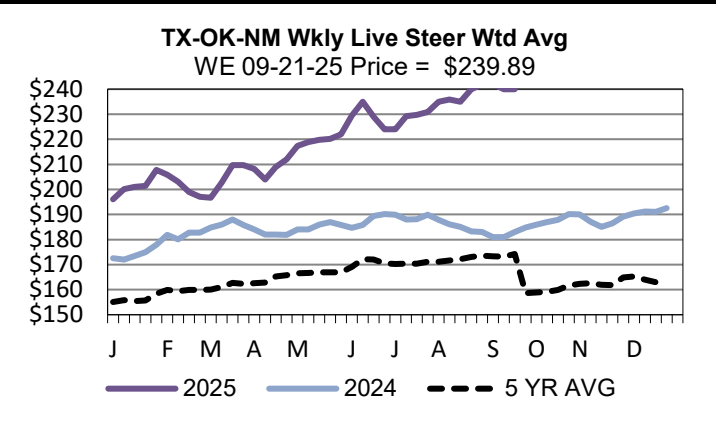
<a href="#">LM_CT121</a>	<b>KANSAS</b>	<a href="#">LM_CT109</a>
<b>Neg. Cash Volume:</b>	5,515	<b>Dressed Formula Vol:</b> 15,237
Live Steer Avg:	\$240.00	Steer/Heifer Avg: \$383.69
Live Heifer Avg:	\$240.00	<b>Dressed Neg. Grid Vol:</b> 96
Dressed Steer Avg:	N/A	Steer/Heifer Avg: \$390.25
Dressed Heifer Avg:	N/A	<b>TOTAL VOLUME:</b> 15,333
<a href="#">LM_CT106</a>	<b>TOTAL WK TO DATE VOLUME:</b>	<b>60,628</b>
<b>Committed:</b>	<b>23,228</b>	<b>Delivered:</b> 12,832

<a href="#">LM_CT124</a>	<b>NEBRASKA</b>	<a href="#">LM_CT109</a>
<b>Neg. Cash Volume:</b>	3,427	<b>Dressed Formula Vol:</b> 7,909
Live Steer Avg:	\$237.00	Steer/Heifer Avg: \$385.33
Live Heifer Avg:	\$236.93	<b>Dressed Neg. Grid Vol:</b> 891
Dressed Steer Avg:	\$370.00	Steer/Heifer Avg: \$388.98
Dressed Heifer Avg:	\$375.00	<b>TOTAL VOLUME:</b> 12,227
<a href="#">LM_CT106</a>	<b>TOTAL WK TO DATE VOLUME:</b>	<b>53,481</b>
<b>Committed:</b>	<b>23,159</b>	<b>Delivered:</b> 11,190

<a href="#">LM_CT134</a>	<b>COLORADO</b>	<a href="#">LM_CT109</a>
<b>Neg. Cash Volume:</b>	0	<b>Dressed Formula Vol:</b> 1,543
Live Steer Avg:	N/A	Steer/Heifer Avg: \$387.74
Live Heifer Avg:	N/A	<b>Dressed Neg. Grid Vol:</b> 0
Dressed Steer Avg:	N/A	Steer/Heifer Avg: N/A
Dressed Heifer Avg:	N/A	<b>TOTAL VOLUME:</b> 1,543
<a href="#">LM_CT106</a>	<b>TOTAL WK TO DATE VOLUME:</b>	<b>15,832</b>
<b>Committed:</b>	<b>9,362</b>	<b>Delivered:</b> 4,409

<a href="#">LM_CT137</a>	<b>IA-MN</b>	<a href="#">LM_CT109</a>
<b>Neg. Cash Volume:</b>	3,833	<b>Dressed Formula Vol:</b> 1,241
Live Steer Avg:	\$236.29	Steer/Heifer Avg: \$384.08
Live Heifer Avg:	N/A	<b>Dressed Neg. Grid Vol:</b> 702
Dressed Steer Avg:	\$370.48	Steer/Heifer Avg: \$386.72
Dressed Heifer Avg:	N/A	<b>TOTAL VOLUME:</b> 5,776
<a href="#">LM_CT106</a>	<b>TOTAL WK TO DATE VOLUME:</b>	<b>27,625</b>
<b>Committed:</b>	<b>13,254</b>	<b>Delivered:</b> 10,140

On Friday, negotiated cash trade was moderate on moderate demand in the Southern Plains. Compared to last week in the Texas Panhandle, live purchases were steady at 240.00. Compared to Thursday in Kansas, live purchases were steady at 240.00. Negotiated cash trade was light on moderate demand in Nebraska and the Western Cornbelt. Compared to Thursday in Nebraska, live purchases were unevenly steady at 237.00. The last established dressed market in Nebraska was Thursday at 370.00. Compared to Thursday in the Western Cornbelt, live purchases were steady to 1.00 lower at 236.00. For the week in the Western Cornbelt, dressed purchases were 2.00-7.00 lower ranging from 368.00-376.00 on a light test.



**USDA Livestock, Poultry and Grain Market News**  
Kansas City, MO  
Phone: 816-676-7000  
[stjoe.lpgmn@ams.usda.gov](mailto:stjoe.lpgmn@ams.usda.gov)