

Daily Direct Steer and Heifer Slaughter Cattle Summary

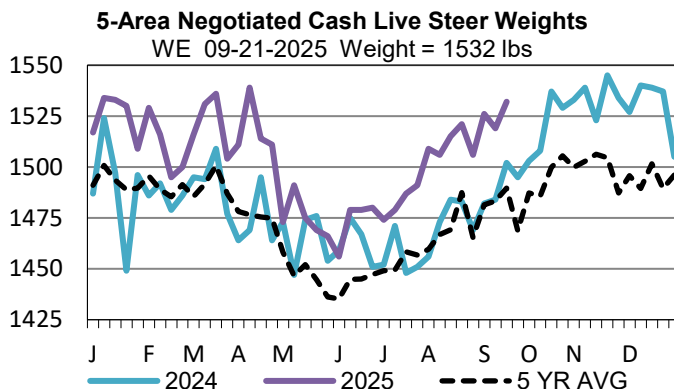
For Trade on:

Tuesday, September 23, 2025

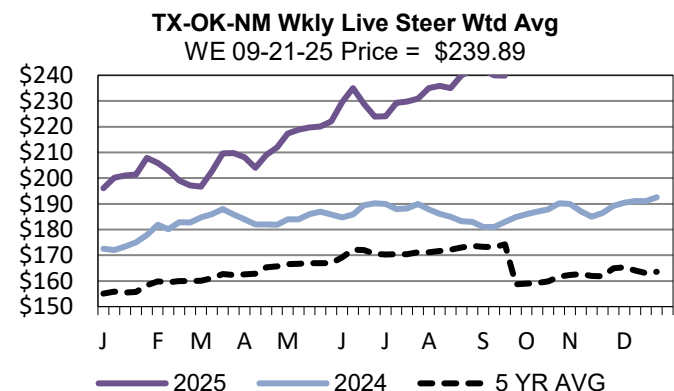
<a href="#">LM_CT100</a>	<b>5-Area</b>	<a href="#">LM_CT109</a>	
<b>Neg. Cash Volume:</b>	108	<b>Dressed Formula Vol:</b>	39,360
<b>Live Steer Avg:</b>	N/A	<b>Steer/Heifer Avg:</b>	\$385.70
<b>Live Heifer Avg:</b>	N/A	<b>Dressed Neg. Grid Vol:</b>	2,895
<b>Dressed Steer Avg:</b>	N/A	<b>Steer/Heifer Avg:</b>	\$388.42
<b>Dressed Heifer Avg:</b>	N/A	<b>TOTAL VOLUME:</b>	<b>42,363</b>
<a href="#">LM_CT106</a>	<b>TOTAL WK TO DATE VOLUME:</b>		<b>82,736</b>
<b>Committed:</b>	<b>80,391</b>	<b>Delivered:</b>	<b>65,329</b>

On Tuesday, negotiated cash trade was inactive on light to moderate demand in all feeding regions. The last established market in the Texas Panhandle was last week at 240.00. The last established market in Kansas was last week at 240.00. The last established market in Nebraska was last week with live purchases from 236.00-238.00 and dressed purchases at 370.00. The last established market in the Western Cornbelt was last week with live purchases from 236.00-237.00 and dressed purchases ranging from 368.00-376.00 on a light test.

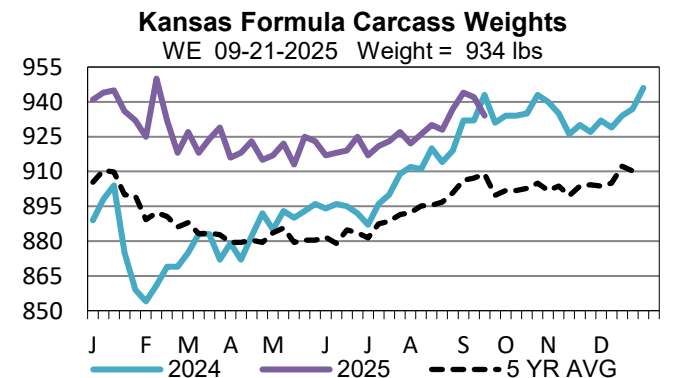
<a href="#">LM_CT118</a>	<b>TX-OK-NM</b>	<a href="#">LM_CT109</a>	
<b>Neg. Cash Volume:</b>	0	<b>Dressed Formula Vol:</b>	10,414
<b>Live Steer Avg:</b>	N/A	<b>Steer/Heifer Avg:</b>	\$387.42
<b>Live Heifer Avg:</b>	N/A	<b>Dressed Neg. Grid Vol:</b>	0
<b>Dressed Steer Avg:</b>	N/A	<b>Steer/Heifer Avg:</b>	N/A
<b>Dressed Heifer Avg:</b>	N/A	<b>TOTAL VOLUME:</b>	<b>10,414</b>
<a href="#">LM_CT106</a>	<b>TOTAL WK TO DATE VOLUME:</b>		<b>17,092</b>
<b>Committed:</b>	<b>18,984</b>	<b>Delivered:</b>	<b>15,215</b>



<a href="#">LM_CT121</a>	<b>KANSAS</b>	<a href="#">LM_CT109</a>	
<b>Neg. Cash Volume:</b>	0	<b>Dressed Formula Vol:</b>	16,369
<b>Live Steer Avg:</b>	N/A	<b>Steer/Heifer Avg:</b>	\$384.44
<b>Live Heifer Avg:</b>	N/A	<b>Dressed Neg. Grid Vol:</b>	751
<b>Dressed Steer Avg:</b>	N/A	<b>Steer/Heifer Avg:</b>	\$388.68
<b>Dressed Heifer Avg:</b>	N/A	<b>TOTAL VOLUME:</b>	<b>17,120</b>
<a href="#">LM_CT106</a>	<b>TOTAL WK TO DATE VOLUME:</b>		<b>34,814</b>
<b>Committed:</b>	<b>37,925</b>	<b>Delivered:</b>	<b>19,940</b>



<a href="#">LM_CT124</a>	<b>NEBRASKA</b>	<a href="#">LM_CT109</a>	
<b>Neg. Cash Volume:</b>	0	<b>Dressed Formula Vol:</b>	7,590
<b>Live Steer Avg:</b>	N/A	<b>Steer/Heifer Avg:</b>	\$386.93
<b>Live Heifer Avg:</b>	N/A	<b>Dressed Neg. Grid Vol:</b>	1,135
<b>Dressed Steer Avg:</b>	N/A	<b>Steer/Heifer Avg:</b>	\$383.84
<b>Dressed Heifer Avg:</b>	N/A	<b>TOTAL VOLUME:</b>	<b>8,725</b>
<a href="#">LM_CT106</a>	<b>TOTAL WK TO DATE VOLUME:</b>		<b>18,897</b>
<b>Committed:</b>	<b>16,840</b>	<b>Delivered:</b>	<b>15,344</b>



<a href="#">LM_CT134</a>	<b>COLORADO</b>	<a href="#">LM_CT109</a>	
<b>Neg. Cash Volume:</b>	0	<b>Dressed Formula Vol:</b>	2,710
<b>Live Steer Avg:</b>	N/A	<b>Steer/Heifer Avg:</b>	\$381.48
<b>Live Heifer Avg:</b>	N/A	<b>Dressed Neg. Grid Vol:</b>	0
<b>Dressed Steer Avg:</b>	N/A	<b>Steer/Heifer Avg:</b>	N/A
<b>Dressed Heifer Avg:</b>	N/A	<b>TOTAL VOLUME:</b>	<b>2,710</b>
<a href="#">LM_CT106</a>	<b>TOTAL WK TO DATE VOLUME:</b>		<b>6,269</b>
<b>Committed:</b>	<b>1,362</b>	<b>Delivered:</b>	<b>5,745</b>

<a href="#">LM_CT137</a>	<b>IA-MN</b>	<a href="#">LM_CT109</a>	
<b>Neg. Cash Volume:</b>	108	<b>Dressed Formula Vol:</b>	2,382
<b>Live Steer Avg:</b>	N/A	<b>Steer/Heifer Avg:</b>	\$387.46
<b>Live Heifer Avg:</b>	N/A	<b>Dressed Neg. Grid Vol:</b>	1,009
<b>Dressed Steer Avg:</b>	N/A	<b>Steer/Heifer Avg:</b>	\$393.36
<b>Dressed Heifer Avg:</b>	N/A	<b>TOTAL VOLUME:</b>	<b>3,499</b>
<a href="#">LM_CT106</a>	<b>TOTAL WK TO DATE VOLUME:</b>		<b>6,000</b>
<b>Committed:</b>	<b>5,280</b>	<b>Delivered:</b>	<b>9,085</b>

USDA Livestock, Poultry and Grain Market News

Kansas City, MO

Phone: 816-676-7000

[stjoe.lpgmn@ams.usda.gov](mailto:stjoe.lpgmn@ams.usda.gov)