

Daily Direct Steer and Heifer Slaughter Cattle Summary

For Trade on:

Thursday, September 25, 2025

LM_CT100	5-Area	LM_CT109
Neg. Cash Volume:	35,258	Dressed Formula Vol: 48,781
Live Steer Avg:	\$232.48	Steer/Heifer Avg: \$381.13
Live Heifer Avg:	\$233.65	Dressed Neg. Grid Vol: 4,862
Dressed Steer Avg:	\$365.00	Steer/Heifer Avg: \$387.38
Dressed Heifer Avg:	\$363.49	TOTAL VOLUME: 88,901
LM_CT106	TOTAL WK TO DATE VOLUME:	208,535
Committed:	57,390	Delivered: 61,622

LM_CT118	TX-OK-NM	LM_CT109
Neg. Cash Volume:	1,143	Dressed Formula Vol: 13,005
Live Steer Avg:	\$237.00	Steer/Heifer Avg: \$383.19
Live Heifer Avg:	\$237.00	Dressed Neg. Grid Vol: 0
Dressed Steer Avg:	N/A	Steer/Heifer Avg: N/A
Dressed Heifer Avg:	N/A	TOTAL VOLUME: 14,148
LM_CT106	TOTAL WK TO DATE VOLUME:	41,105
Committed:	12,708	Delivered: 15,920

LM_CT121	KANSAS	LM_CT109
Neg. Cash Volume:	2,797	Dressed Formula Vol: 16,298
Live Steer Avg:	\$235.91	Steer/Heifer Avg: \$381.53
Live Heifer Avg:	\$236.62	Dressed Neg. Grid Vol: 277
Dressed Steer Avg:	\$365.00	Steer/Heifer Avg: \$393.27
Dressed Heifer Avg:	N/A	TOTAL VOLUME: 16,575
LM_CT106	TOTAL WK TO DATE VOLUME:	65,493
Committed:	14,118	Delivered: 17,413

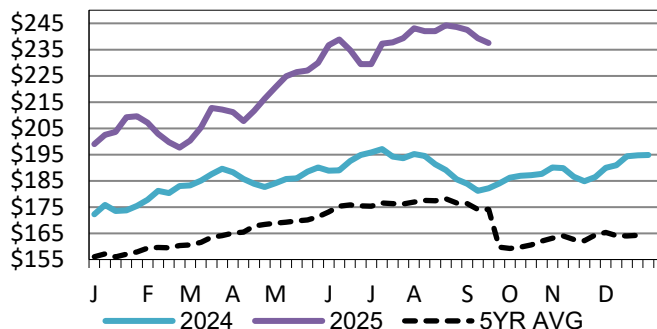
LM_CT124	NEBRASKA	LM_CT109
Neg. Cash Volume:	13,684	Dressed Formula Vol: 13,214
Live Steer Avg:	\$232.22	Steer/Heifer Avg: \$376.39
Live Heifer Avg:	\$233.39	Dressed Neg. Grid Vol: 1,744
Dressed Steer Avg:	\$365.00	Steer/Heifer Avg: \$386.83
Dressed Heifer Avg:	\$364.77	TOTAL VOLUME: 28,642
LM_CT106	TOTAL WK TO DATE VOLUME:	57,666
Committed:	12,763	Delivered: 16,523

LM_CT134	COLORADO	LM_CT109
Neg. Cash Volume:	0	Dressed Formula Vol: 4,859
Live Steer Avg:	N/A	Steer/Heifer Avg: \$377.49
Live Heifer Avg:	N/A	Dressed Neg. Grid Vol: 504
Dressed Steer Avg:	N/A	Steer/Heifer Avg: \$386.19
Dressed Heifer Avg:	N/A	TOTAL VOLUME: 5,363
LM_CT106	TOTAL WK TO DATE VOLUME:	13,455
Committed:	1,708	Delivered: 4,931

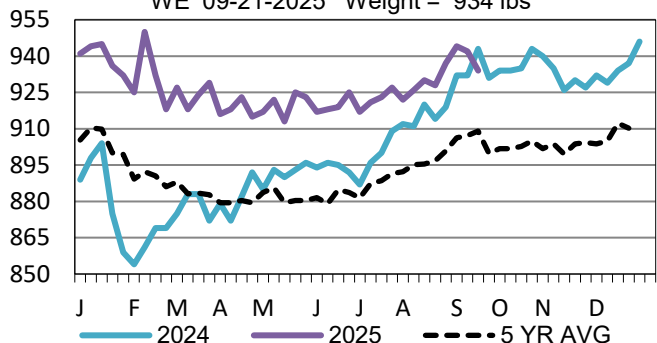
LM_CT137	IA-MN	LM_CT109
Neg. Cash Volume:	17,634	Dressed Formula Vol: 1,633
Live Steer Avg:	\$234.13	Steer/Heifer Avg: \$380.15
Live Heifer Avg:	N/A	Dressed Neg. Grid Vol: 4,862
Dressed Steer Avg:	\$365.00	Steer/Heifer Avg: \$387.38
Dressed Heifer Avg:	N/A	TOTAL VOLUME: 24,129
LM_CT106	TOTAL WK TO DATE VOLUME:	31,533
Committed:	16,093	Delivered: 6,835

On Thursday, negotiated cash trade was light on moderate demand in the Texas Panhandle. Compared to last week, live purchases were 3.00 lower at 237.00. Negotiated cash trade was light to moderate on moderate demand in Kansas. Compared to last week in Kansas, live purchases traded 3.00-5.00 lower from 235.00-237.00 on a light test. On Thursday, negotiated cash trade was moderate on moderate demand in Nebraska and the Western Cornbelt. Compared to last week in Nebraska, live purchases traded 4.00-6.00 lower from 232.00-235.00, mostly at 232.00. Compared to Wednesday in Nebraska, dressed purchases traded steady at 365.00. Compared to last week in the Western Cornbelt, live purchases traded 4.00-5.00 lower from 231.00-233.00, mostly at 232.00. Compared to last weeks light test, dressed purchases have traded 3.00-11.00 lower at 365.00.

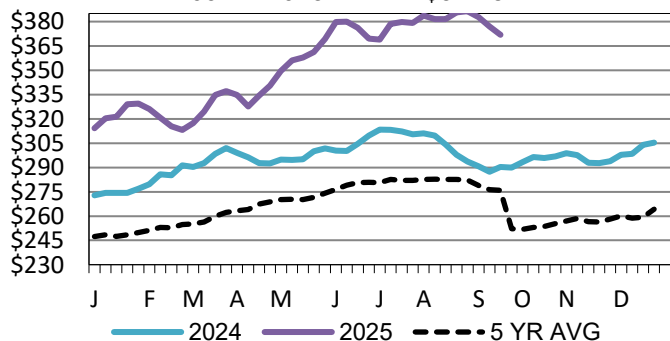
5-Area Live Steer Weighted Average
WE 09-21-2025 Price = \$237.51



Kansas Formula Carcass Weights
WE 09-21-2025 Weight = 934 lbs



Iowa-Minnesota Wkly Dress Steer Wtd Avg WE
09-21-2025 Price = \$371.82



USDA Livestock, Poultry and Grain Market News

Kansas City, MO

Phone: 816-676-7000

stjoe.lpgmn@ams.usda.gov