

Daily Direct Steer and Heifer Slaughter Cattle Summary

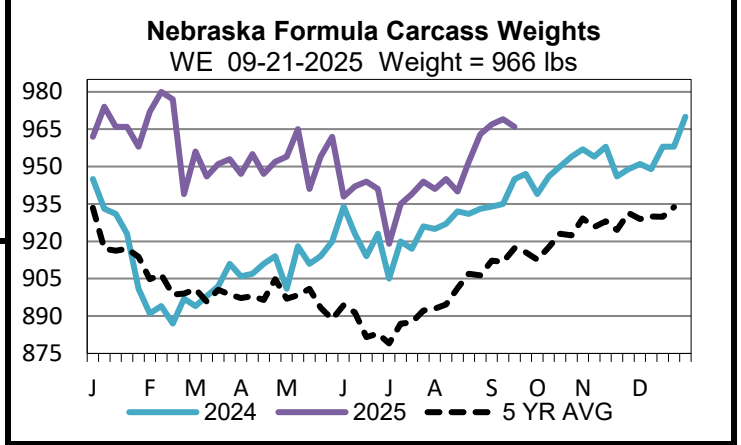
For Trade on:

Monday, September 22, 2025

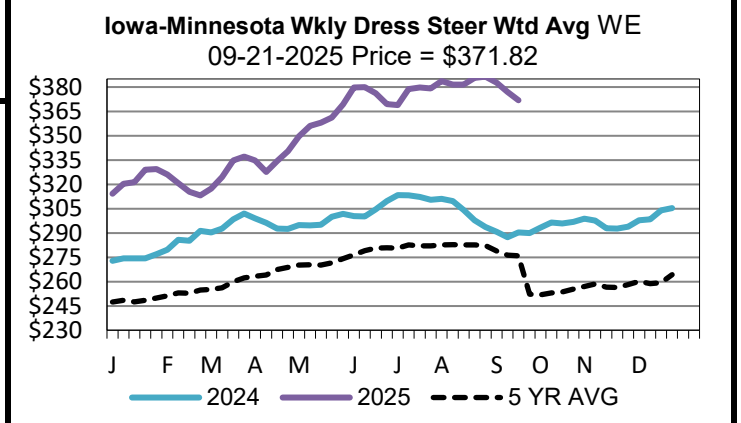
LM_CT100	5-Area	LM_CT109	
Neg. Cash Volume:	36	Dressed Formula Vol:	36,018
Live Steer Avg:	N/A	Steer/Heifer Avg:	\$384.20
Live Heifer Avg:	N/A	Dressed Neg. Grid Vol:	4,319
Dressed Steer Avg:	N/A	Steer/Heifer Avg:	\$388.89
Dressed Heifer Avg:	N/A	TOTAL VOLUME:	40,373
LM_CT106	TOTAL WK TO DATE VOLUME:		40,373
Committed:	52,951	Delivered:	73,962

On Monday, negotiated cash trade was mostly inactive on light to moderate demand in all feeding regions. The last established market in the Texas Panhandle was last week at 240.00. The last established market in Kansas was last week at 240.00. The last established market in Nebraska was last week with live purchases from 236.00-238.00 and dressed purchases at 370.00. The last established market in the Western Cornbelt was last week with live purchases from 236.00-237.00 and dressed purchases ranging from 368.00-376.00 on a light test.

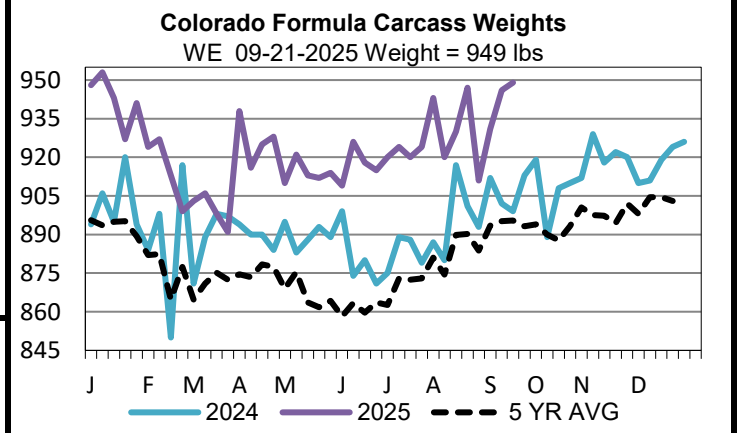
LM_CT118	TX-OK-NM	LM_CT109	
Neg. Cash Volume:	0	Dressed Formula Vol:	6,678
Live Steer Avg:	N/A	Steer/Heifer Avg:	\$379.93
Live Heifer Avg:	N/A	Dressed Neg. Grid Vol:	0
Dressed Steer Avg:	N/A	Steer/Heifer Avg:	N/A
Dressed Heifer Avg:	N/A	TOTAL VOLUME:	6,678
LM_CT106	TOTAL WK TO DATE VOLUME:		6,678
Committed:	21,347	Delivered:	17,170



LM_CT121	KANSAS	LM_CT109	
Neg. Cash Volume:	0	Dressed Formula Vol:	16,836
Live Steer Avg:	N/A	Steer/Heifer Avg:	\$384.46
Live Heifer Avg:	N/A	Dressed Neg. Grid Vol:	858
Dressed Steer Avg:	N/A	Steer/Heifer Avg:	\$387.88
Dressed Heifer Avg:	N/A	TOTAL VOLUME:	17,694
LM_CT106	TOTAL WK TO DATE VOLUME:		17,694
Committed:	10,718	Delivered:	19,168



LM_CT124	NEBRASKA	LM_CT109	
Neg. Cash Volume:	0	Dressed Formula Vol:	7,961
Live Steer Avg:	N/A	Steer/Heifer Avg:	\$386.57
Live Heifer Avg:	N/A	Dressed Neg. Grid Vol:	2,211
Dressed Steer Avg:	N/A	Steer/Heifer Avg:	\$388.12
Dressed Heifer Avg:	N/A	TOTAL VOLUME:	10,172
LM_CT106	TOTAL WK TO DATE VOLUME:		10,172
Committed:	6,718	Delivered:	19,632



LM_CT134	COLORADO	LM_CT109	
Neg. Cash Volume:	0	Dressed Formula Vol:	3,518
Live Steer Avg:	N/A	Steer/Heifer Avg:	\$384.09
Live Heifer Avg:	N/A	Dressed Neg. Grid Vol:	41
Dressed Steer Avg:	N/A	Steer/Heifer Avg:	\$385.52
Dressed Heifer Avg:	N/A	TOTAL VOLUME:	3,559
LM_CT106	TOTAL WK TO DATE VOLUME:		3,559
Committed:	10,676	Delivered:	6,214

LM_CT137	IA-MN	LM_CT109	
Neg. Cash Volume:	36	Dressed Formula Vol:	1,215
Live Steer Avg:	N/A	Steer/Heifer Avg:	\$388.96
Live Heifer Avg:	N/A	Dressed Neg. Grid Vol:	1,250
Dressed Steer Avg:	N/A	Steer/Heifer Avg:	\$391.19
Dressed Heifer Avg:	N/A	TOTAL VOLUME:	2,501
LM_CT106	TOTAL WK TO DATE VOLUME:		2,501
Committed:	3,492	Delivered:	11,778

USDA Livestock, Poultry and Grain Market News
Kansas City, MO
Phone: 816-676-7000
stjoe.lpgmn@ams.usda.gov