

Daily Direct Steer and Heifer Slaughter Cattle Summary

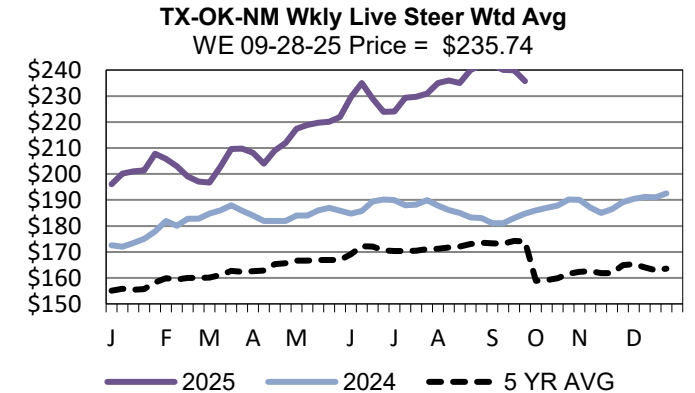
For Trade on:

Friday, September 26, 2025

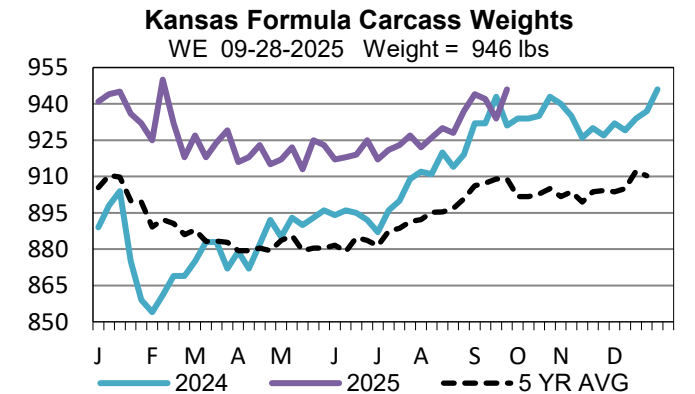
LM CT100	5-Area	LM CT109
Neg. Cash Volume:	8,904	Dressed Formula Vol: 39,990
Live Steer Avg:	\$233.28	Steer/Heifer Avg: \$382.24
Live Heifer Avg:	\$234.08	Dressed Neg. Grid Vol: 4,073
Dressed Steer Avg:	\$365.00	Steer/Heifer Avg: \$383.81
Dressed Heifer Avg:	\$365.00	TOTAL VOLUME: 52,967
LM CT106	TOTAL WK TO DATE VOLUME: 261,502	
Committed:	57,514	Delivered: 53,748

On Friday, negotiated cash trade was mostly inactive on light to moderate demand in the Southern Plains. The latest establishment market in the Southern Plains was on Thursday with live purchases in the Texas Panhandle at 237.00 and from 235.00-237.00 in Kansas on a light test. Negotiated cash trade was light on light on light to moderate demand in Nebraska. Compared to Thursday, live purchases were 3.00 higher at 235.00. The last established dressed market was Thursday at 365.00. Negotiated cash trade was light on moderate demand in the Western Cornbelt. Live purchases were unevenly steady, compared to Thursday, from 232.00-233.00. The last established dressed market was Thursday at 365.00.

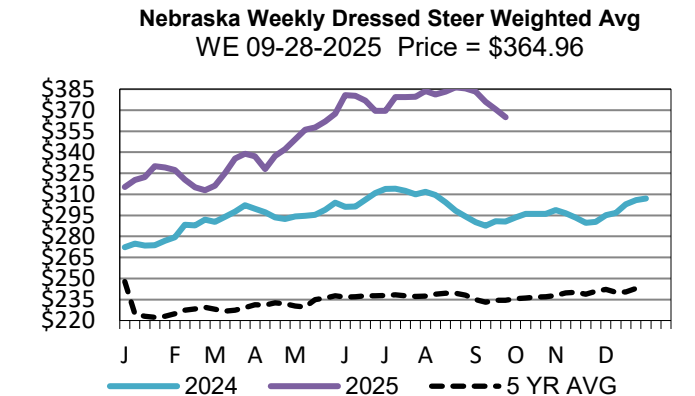
LM CT118	TX-OK-NM	LM CT109
Neg. Cash Volume:	479	Dressed Formula Vol: 12,634
Live Steer Avg:	\$235.00	Steer/Heifer Avg: \$380.78
Live Heifer Avg:	N/A	Dressed Neg. Grid Vol: 0
Dressed Steer Avg:	N/A	Steer/Heifer Avg: N/A
Dressed Heifer Avg:	N/A	TOTAL VOLUME: 13,113
LM CT106	TOTAL WK TO DATE VOLUME: 54,218	
Committed:	7,295	Delivered: 13,686



LM CT121	KANSAS	LM CT109
Neg. Cash Volume:	367	Dressed Formula Vol: 15,635
Live Steer Avg:	\$235.00	Steer/Heifer Avg: \$383.98
Live Heifer Avg:	N/A	Dressed Neg. Grid Vol: 128
Dressed Steer Avg:	N/A	Steer/Heifer Avg: \$391.32
Dressed Heifer Avg:	N/A	TOTAL VOLUME: 15,763
LM CT106	TOTAL WK TO DATE VOLUME: 81,623	
Committed:	13,393	Delivered: 11,872



LM CT124	NEBRASKA	LM CT109
Neg. Cash Volume:	4,637	Dressed Formula Vol: 6,360
Live Steer Avg:	\$233.62	Steer/Heifer Avg: \$382.49
Live Heifer Avg:	\$234.74	Dressed Neg. Grid Vol: 1,888
Dressed Steer Avg:	\$365.00	Steer/Heifer Avg: \$384.86
Dressed Heifer Avg:	N/A	TOTAL VOLUME: 12,885
LM CT106	TOTAL WK TO DATE VOLUME: 70,551	
Committed:	15,995	Delivered: 14,249



LM CT134	COLORADO	LM CT109
Neg. Cash Volume:	0	Dressed Formula Vol: 3,957
Live Steer Avg:	N/A	Steer/Heifer Avg: \$379.31
Live Heifer Avg:	N/A	Dressed Neg. Grid Vol: 475
Dressed Steer Avg:	N/A	Steer/Heifer Avg: \$378.82
Dressed Heifer Avg:	N/A	TOTAL VOLUME: 4,432
LM CT106	TOTAL WK TO DATE VOLUME: 17,887	
Committed:	10,915	Delivered: 4,408

LM CT137	IA-MN	LM CT109
Neg. Cash Volume:	3,421	Dressed Formula Vol: 1,669
Live Steer Avg:	\$234.00	Steer/Heifer Avg: \$383.38
Live Heifer Avg:	\$231.83	Dressed Neg. Grid Vol: 1,625
Dressed Steer Avg:	\$234.00	Steer/Heifer Avg: \$383.47
Dressed Heifer Avg:	\$365.00	TOTAL VOLUME: 6,715
LM CT106	TOTAL WK TO DATE VOLUME: 38,248	
Committed:	9,916	Delivered: 9,533

USDA Livestock, Poultry and Grain Market News

Kansas City, MO

Phone: 816-676-7000

stjoe.lpgmn@ams.usda.gov