

Daily Direct Steer and Heifer Slaughter Cattle Summary

For Trade on:

Tuesday, September 23, 2025

<a href="#">LM_CT100</a>	<b>5-Area</b>	<a href="#">LM_CT109</a>	
<b>Neg. Cash Volume:</b>	2,906	<b>Dressed Formula Vol:</b>	31,160
Live Steer Avg:	N/A	Steer/Heifer Avg:	\$381.29
Live Heifer Avg:	N/A	<b>Dressed Neg. Grid Vol:</b>	2,832
Dressed Steer Avg:	\$364.87	Steer/Heifer Avg:	\$389.76
Dressed Heifer Avg:	\$365.00	<b>TOTAL VOLUME:</b>	<b>36,898</b>
<a href="#">LM_CT106</a>	<b>TOTAL WK TO DATE VOLUME:</b>		<b>119,634</b>
<b>Committed:</b>	<b>61,782</b>	<b>Delivered:</b>	<b>67,021</b>

<a href="#">LM_CT118</a>	<b>TX-OK-NM</b>	<a href="#">LM_CT109</a>	
<b>Neg. Cash Volume:</b>	0	<b>Dressed Formula Vol:</b>	9,865
Live Steer Avg:	N/A	Steer/Heifer Avg:	\$381.76
Live Heifer Avg:	N/A	<b>Dressed Neg. Grid Vol:</b>	0
Dressed Steer Avg:	N/A	Steer/Heifer Avg:	N/A
Dressed Heifer Avg:	N/A	<b>TOTAL VOLUME:</b>	<b>9,865</b>
<a href="#">LM_CT106</a>	<b>TOTAL WK TO DATE VOLUME:</b>		<b>26,957</b>
<b>Committed:</b>	<b>13,986</b>	<b>Delivered:</b>	<b>17,742</b>

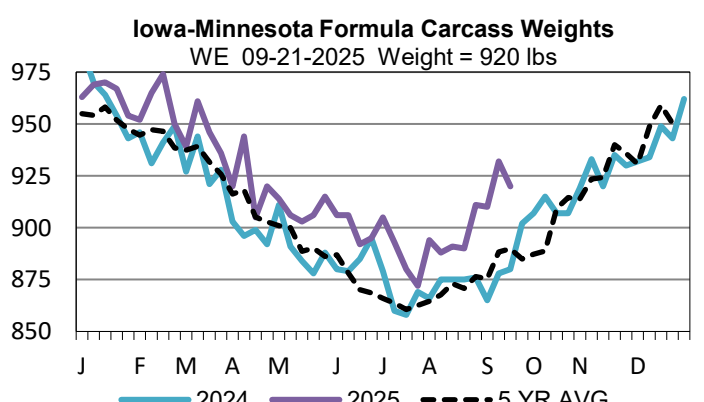
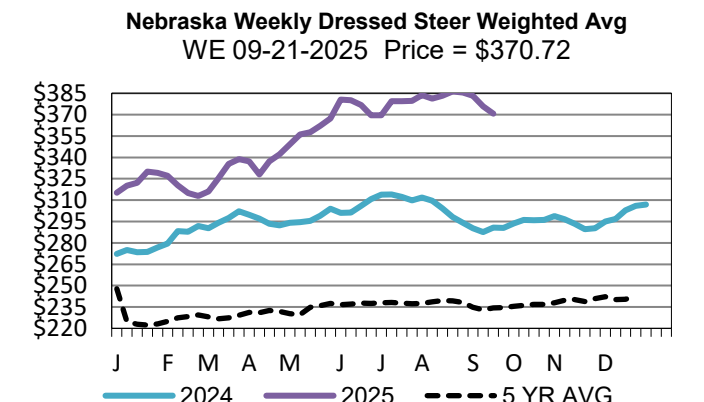
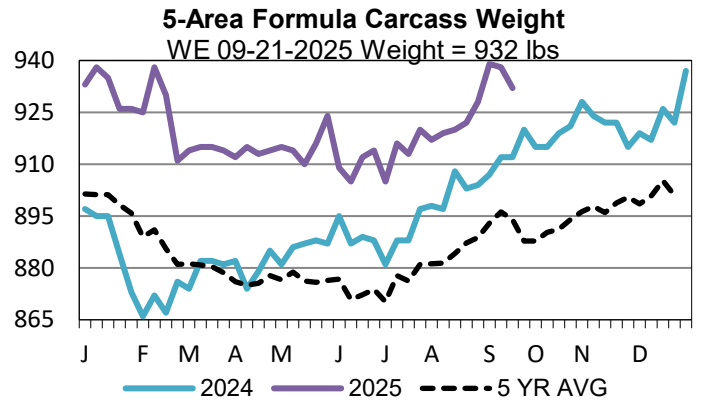
<a href="#">LM_CT121</a>	<b>KANSAS</b>	<a href="#">LM_CT109</a>	
<b>Neg. Cash Volume:</b>	120	<b>Dressed Formula Vol:</b>	10,756
Live Steer Avg:	N/A	Steer/Heifer Avg:	\$383.56
Live Heifer Avg:	N/A	<b>Dressed Neg. Grid Vol:</b>	431
Dressed Steer Avg:	N/A	Steer/Heifer Avg:	\$387.86
Dressed Heifer Avg:	\$365.00	<b>TOTAL VOLUME:</b>	<b>11,187</b>
<a href="#">LM_CT106</a>	<b>TOTAL WK TO DATE VOLUME:</b>		<b>46,121</b>
<b>Committed:</b>	<b>16,332</b>	<b>Delivered:</b>	<b>17,416</b>

<a href="#">LM_CT124</a>	<b>NEBRASKA</b>	<a href="#">LM_CT109</a>	
<b>Neg. Cash Volume:</b>	2,392	<b>Dressed Formula Vol:</b>	6,519
Live Steer Avg:	N/A	Steer/Heifer Avg:	\$376.39
Live Heifer Avg:	N/A	<b>Dressed Neg. Grid Vol:</b>	1,216
Dressed Steer Avg:	\$364.86	Steer/Heifer Avg:	\$390.48
Dressed Heifer Avg:	\$365.00	<b>TOTAL VOLUME:</b>	<b>10,127</b>
<a href="#">LM_CT106</a>	<b>TOTAL WK TO DATE VOLUME:</b>		<b>29,024</b>
<b>Committed:</b>	<b>24,407</b>	<b>Delivered:</b>	<b>17,158</b>

<a href="#">LM_CT134</a>	<b>COLORADO</b>	<a href="#">LM_CT109</a>	
<b>Neg. Cash Volume:</b>	0	<b>Dressed Formula Vol:</b>	1,783
Live Steer Avg:	N/A	Steer/Heifer Avg:	\$385.49
Live Heifer Avg:	N/A	<b>Dressed Neg. Grid Vol:</b>	40
Dressed Steer Avg:	N/A	Steer/Heifer Avg:	\$384.38
Dressed Heifer Avg:	N/A	<b>TOTAL VOLUME:</b>	<b>1,823</b>
<a href="#">LM_CT106</a>	<b>TOTAL WK TO DATE VOLUME:</b>		<b>8,092</b>
<b>Committed:</b>	<b>2,159</b>	<b>Delivered:</b>	<b>6,133</b>

<a href="#">LM_CT137</a>	<b>IA-MN</b>	<a href="#">LM_CT109</a>	
<b>Neg. Cash Volume:</b>	394	<b>Dressed Formula Vol:</b>	2,357
Live Steer Avg:	N/A	Steer/Heifer Avg:	\$379.22
Live Heifer Avg:	N/A	<b>Dressed Neg. Grid Vol:</b>	1,178
Dressed Steer Avg:	\$365.00	Steer/Heifer Avg:	\$389.97
Dressed Heifer Avg:	N/A	<b>TOTAL VOLUME:</b>	<b>3,929</b>
<a href="#">LM_CT106</a>	<b>TOTAL WK TO DATE VOLUME:</b>		<b>9,929</b>
<b>Committed:</b>	<b>4,898</b>	<b>Delivered:</b>	<b>8,572</b>

On Wednesday, negotiated cash trade was light on moderate demand in Nebraska. Compared to last week, early dressed purchases were 5.00 lower at 365.00. The last established live market was last week from 236.00-238.00. Negotiated cash trade was mostly inactive on moderate demand in all other feeding regions. The last established market in the Texas Panhandle was last week at 240.00. The last established market in Kansas was last week at 240.00. The last established market in the Western Cornbelt was last week with live purchases from 236.00-237.00 and dressed purchases ranging from 368.00-376.00 on a light test.



**USDA Livestock, Poultry and Grain Market News**  
Kansas City, MO  
Phone: 816-676-7000  
[stjoe.lpgmn@ams.usda.gov](mailto:stjoe.lpgmn@ams.usda.gov)