



National Monthly Grass Fed Lamb and Goat Report

Agricultural Marketing Service
Livestock and Poultry Market News

For the Month of April
April 24, 2020

Negotiated Lamb - Wholesale

Item Description	(\$/lb)	Wtg Avg
Chops		
<i>Loin</i>	8.99 - 21.95	15.47
<i>Rib</i>	17.99 - 20.95	19.47
Roasts		
<i>Rack</i>	12.99 - 15.99	14.49
<i>Shoulder</i>	6.99 - 12.50	9.75
<i>Leg, Bone-In</i>	6.99 - 9.86	8.43
<i>Leg, Boneless</i>	10.99 - 14.25	12.62
Shank	7.99 - 11.79	9.89
Ground Lamb	8.99 - 11.25	10.12
Stew Meat	8.99 - 14.95	11.97

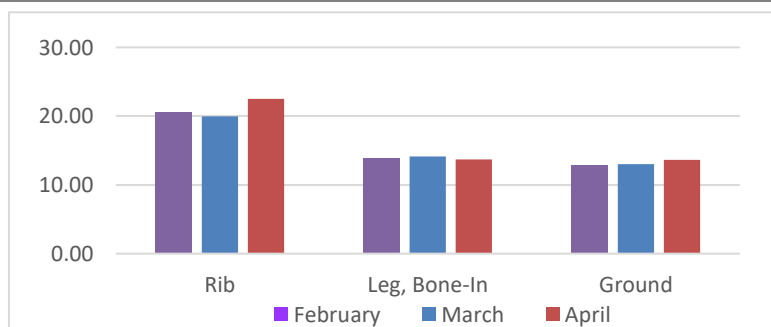
Lamb - Direct to Consumer (Retail)

Item Description	(\$/lb)	Wtg Avg
Chops		
<i>Loin</i>	13.99 - 31.20	21.19
<i>Rib</i>	15.99 - 30.34	22.50
Roasts		
<i>Rack</i>	17.49 - 28.33	23.20
<i>Sirloin</i>	12.99 - 21.00	17.00
<i>Shoulder</i>	12.19 - 16.63	14.05
<i>Leg, Bone-In</i>	10.00 - 16.99	13.70
<i>Leg, Boneless</i>	13.49 - 17.73	16.32
Shank	6.99 - 17.25	11.73
Ground Lamb	10.00 - 18.99	13.61
Stew Meat	9.99 - 18.99	13.72

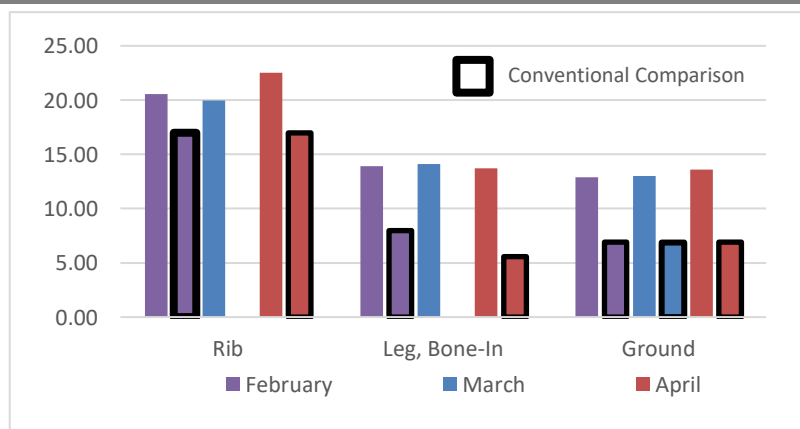
Lamb - Direct to Consumer Carcass³

Item Description	(\$/lb)	Wtg Avg
Whole Carcass	4.25 - 7.78	5.75
Half Carcass	5.00 - 6.00	5.67

Grass Fed Lamb Prices



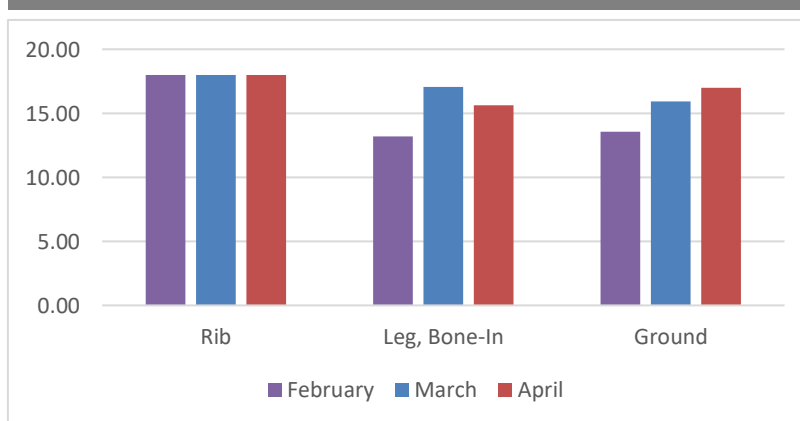
Grass Fed Lamb v. Conventional Commodity⁵



Goat - Direct to Consumer (Retail)

Item Description	(\$/lb)	Wtg Avg
Steaks		
<i>Shank</i>	9.00 - 18.95	14.31
<i>Loin</i>	17.00 - 21.99	19.24
<i>Rib</i>	16.00 - 19.99	18.00
<i>Sirloin</i>	16.99 - 16.99	16.99
Leg, Bone-In	15.00 - 16.25	15.63
Ground Goat	14.00 - 19.99	16.99
Stew Meat	9.80 - 14.99	11.79

Grass Fed Goat Prices



Goat - Direct to Consumer Carcass

Item Description	(\$/lb)	Wtg Avg
Whole Carcass	7.50	7.50
Half Carcass		

Direct to Consumer Carcass Fees⁴

Item Description	Each	Wtg Avg
Deposit		
<i>Whole Carcass</i>	75.00 - 100.00	88.89
<i>Half Carcass</i>	50.00 - 100.00	83.33
Processing		
<i>Whole Carcass</i>	30.00 - 90.00	67.50
<i>Half Carcass</i>		

Cost of Production⁶

NASS 17 State \$/AUM Grazing Fees 2020 Survey	21.30
Grazing Feed Estimates Based on Grass Hay Prices	
Good Tallgrass Pasture \$/AUM	24.55
Fair to Good Pasture \$/AUM	18.41

1. Prices in dollars per pound unless otherwise noted 2. Data for this report is derived from a sample of producers and retailers 3. Hanging weight price without processing fees 4. Fees are paid by consumers to producers directly for both grass fed lamb and goat 5. Source for Conventional Commodity prices: USDA-AMS Livestock, Poultry, and Grain Market News "National Retail Report-Lamb/Veal" 6. Animal Unit Months (AUM) conversion for goat and sheep can be found at <https://www.extension.iastate.edu/agdm/wholefarm/html/c2-23.html>

