

# National Potato and Onion Report



United States  
Department of  
Agriculture

Agricultural Marketing Service  
Fruit and Vegetable Programs  
Market News Branch

Federal-State Market News Service  
1820 E. 17<sup>th</sup> Street, Suite 100  
Idaho Falls, Idaho 83404  
Phone: 208-525-0166  
FAX: 208-525-5546

Website:  
<http://www.marketnews.usda.gov/portal/>

Volume CI Number 127

Issued Daily

Tuesday, July 2, 2019

## POTATO SHIPPING POINT INFORMATION FOR Tuesday, July 2, 2019

Prices represent open (spot) market sales by first handlers on product of generally good quality and condition unless otherwise stated and may include promotional allowances or other incentives. No consideration is given to after-sale adjustments unless otherwise stated. Brokerage fees paid by the shipper are included in the price reported. Delivered Sales Shipping Point Basis excludes all charges for freight.

**The Following Terms when used by Market News will be interpreted as meaning:**

Occasional 1 to 5%, Few 6 to 10%, Some 11 to 25%, Many 26 to 50%, Mostly 51 to 90%, Generally 91 to 100%

### SALES F.O.B. SHIPPING POINT AND DELIVERED SALES SHIPPING POINT BASIS

#### ---UPPER VALLEY, TWIN FALLS-BURLEY

##### DISTRICT, IDAHO (Idaho Falls)

DEMAND GOOD. **MARKET STEADY.**

**Russet Burbank** U.S. One 2" or 4-oz Min

baled 5 10-lb mesh sacks

non sz A 4.50-5.25 mostly 5.00 occas higher

baled 5 10-lb film bags

non sz A 4.00-4.75 mostly 4.50 occas higher

baled 10 5-lb mesh sacks

non sz A 5.50-6.25 mostly 6.00 occas higher

baled 10 5-lb film bags

non sz A 5.00-5.75 mostly 5.50 occas higher

50 lb cartons

40s 14.00-15.50 mostly 15.00

50s 14.00-15.50 mostly 15.00

60s 14.00-15.50 mostly 15.00

70s 14.00-15.50 mostly 15.00

80s 12.00-14.50 mostly 12.00

90s 9.00-10.00 mostly 9.00 occas higher

100s 8.00-8.50 mostly 8.00 occas higher

U.S. Two 50 lb sacks

6 oz min 5.00-7.00 mostly 5.00-6.00

10 oz min 8.00

80s 12.00-15.00 mostly 13.00-15.00

90s 11.00-13.00 mostly 12.00-13.00

100s 10.00-13.00 mostly 11.50-12.50

#### ---COLUMBIA BASIN, WASHINGTON &

##### UMATILLA BASIN, OREGON (Idaho Falls)

DEMAND FAIRLY GOOD. **MARKET STEADY.**

**Russet Norkotah** U.S. One

baled 5 10-lb film bags

non sz A 5.00-6.00 mostly 5.00-5.50

baled 10 5-lb film bags

non sz A 6.00-7.00 mostly 6.00-6.50

50 lb cartons

40s 10.00-13.00 mostly 12.00

50s 11.00-16.00 mostly 14.00-15.00

60s 14.00-16.00 mostly 15.00

70s 14.00-16.00 mostly 15.00

80s 12.50-15.00 mostly 13.00-14.00

90s 10.00-12.00 mostly 11.00 occas lower

100s 9.00-10.50 mostly 10.00

U.S. Two 50 lb sacks

10 oz min 5.00-6.00

#### ---CENTRAL WISCONSIN (Idaho Falls) SUPPLY

FAIRLY LIGHT. DEMAND MODERATE. **MARKET ABOUT STEADY.**

**Russet Norkotah** U.S. One

baled 5 10-lb film bags

sz A 8.00-9.50 mostly 9.00

baled 10 5-lb film bags

sz A 9.00-10.50 mostly 10.00

50 lb cartons

40s 14.00-16.00 mostly 14.00-15.00

50s 14.00-16.00 mostly 14.00-15.00

60s 14.00-16.00 mostly 14.00-15.00

70s 14.00-16.00 mostly 14.00-15.00

#### ---KERN DISTRICT CALIFORNIA (Idaho

Falls) DEMAND REDS EXCEED SUPPLY, OTHERS GOOD. **MARKET STEADY.**

**Round Red** U.S. One

baled 10 5-lb film bags

sz A 21.00-23.00 mostly 23.00

50 lb cartons

sz A 20.00-22.00 mostly 22.00

sz B 22.00-24.00

Creamers 3/4-1 5/8" 40.00

U.S. Two 50 lb sacks

sz A 9.00-12.00

**Long White** U.S. One

baled 10 5-lb film bags  
   sz A 19.00-21.00  
 50 lb cartons  
   sz A 18.00-20.00  
   sz B 12.00-14.00  
   Creamers 3/4-1 5/8" 40.00-46.00 mostly 40.00 occas  
 lower  
 U.S. Two 50 lb sacks  
   sz A 8.00-10.00  
**Yellow Type** U.S. One  
 baled 10 5-lb film bags  
   sz A 19.00  
 50 lb cartons  
   sz A 18.00  
   sz B 14.00  
   Creamers 3/4-1 5/8" 40.00-46.00 mostly 40.00  
 U.S. Two 50 lb sacks  
   sz A 8.00-12.00

**---SAN LUIS VALLEY, COLORADO (Idaho Falls)**

DEMAND FAIRLY LIGHT. **MARKET STEADY.**

**Russet Norkotah**/Other Varieties U.S. One

baled 5 10-lb film bags  
   sz A 6.50-7.50 mostly 6.50-7.00  
 baled 10 5-lb film bags  
   sz A 7.00-8.50  
 50 lb cartons  
   40s 12.00-14.00 mostly 13.00-13.50  
   50s 13.00-14.00 mostly 13.50-14.00  
   60s 13.00-14.00 mostly 13.50-14.00  
   70s 13.00-14.00 mostly 13.50-14.00  
   80s 12.50-14.00 mostly 13.00-13.50  
   90s 12.00-14.00 mostly 13.00  
   100s 12.00-14.00 mostly 13.00  
 U.S. Two  
 baled 5 10-lb film bags 6.00-6.50 mostly 6.00  
 50 lb sacks  
   10 oz min 7.00-8.00 mostly 8.00  
 U.S. Coml bulk  
 per cwt 9.50-10.00 mostly 10.00

**---ELIZABETH CITY DISTRICT NORTH  
CAROLINA (Raleigh)**

DEMAND GOOD. **MARKET YELLOW TYPE  
HIGHER, OTHERS ABOUT STEADY.**

**Round Red**

tote bags approx 2000 lbs per cwt  
   sz A 40.00-40.50 U.S. One

50 lb sacks  
   sz B 26.00-26.75

**Round White**

tote bags approx 2000 lbs per cwt  
   sz A 23.00-24.50

**Yellow Type**

tote bags approx 2000 lbs per cwt  
   sz A 40.00-42.50 U.S. One

50 lb sacks  
   sz B 12.00-14.75

FIRST REPORT ON ROUND RED AND ROUND WHITE

**---EASTERN SHORE VIRGINIA (Onley)**

DEMAND ROUND RED AND YELLOW TYPE GOOD, ROUND WHITE MODERATE. **MARKET ABOUT STEADY.**

**Round Red** U.S. One

50 lb sacks  
   sz A 23.75  
   sz B 28.75

tote bags approx 2000 lbs per cwt  
   sz A 46.50 few lower

**Round White** U.S. One

50 lb sacks  
   sz A 12.75  
   Chef 17.75

tote bags approx 2000 lbs per cwt  
   sz A 24.50 few lower.

**Yellow Type** U.S. One

50 lb sacks  
   sz A 21.75  
 tote bags approx 2000 lbs per cwt  
   sz A 42.50 few lower

**NOTE:** Total for Saturday, June 29 including current week ending numbers is **516**.

**ONION SHIPPING POINT INFORMATION FOR Tuesday, July 2, 2019**

Prices represent open (spot) market sales by first handlers on product of generally good quality and condition unless otherwise stated and may include promotional allowances or other incentives. No consideration is given to after-sale adjustments unless otherwise stated. Brokerage fees paid by the shipper are included in the price reported. Delivered Sales Shipping Point Basis excludes all charges for freight.

**The Following Terms when used by Market News will be interpreted as meaning:**

Occasional 1 to 5%, Few 6 to 10%, Some 11 to 25%, Many 26 to 50%, Mostly 51 to 90%, Generally 91 to 100%

**SALES F.O.B. SHIPPING POINT AND DELIVERED SALES SHIPPING POINT BASIS****---SAN JOAQUIN VALLEY, CALIFORNIA**

(Idaho Falls) DEMAND GOOD AT LOWER PRICES, OTHERS GOOD. **MARKET YELLOW SUPER COLOSSAL, COLOSSAL, RED MEDIUM SLIGHTLY LOWER, YELLOW MEDIUM LOWER, RED JUMBO ABOUT STEADY, OTHERS STEADY.**

**Yellow Hybrid**

50 lb sacks

Super col 19.00-20.00

col 17.00-20.00 mostly 19.00

jbo 16.00-20.00 mostly 18.00-19.00

med 14.00-19.00 mostly 17.00-19.00

**White**

50 lb sacks

jbo 19.00-22.00

med 18.00-20.00

**Red Globe Type**

25 lb sacks

jbo 12.00-14.00 mostly 12.00-13.00

med 10.00-13.00 mostly 12.00

50 lb sacks

jbo 20.00-22.00

med 18.00-20.00 occas higher

**Red Globe Type**

25 lb sacks

jbo 14.00-15.00 occas higher

med 13.00-15.00 mostly 13.00

**---VIDALIA DISTRICT, GEORGIA (Idaho Falls)**

DEMAND FAIRLY GOOD. **MARKET STEADY.**

**Yellow Granex - Marked Sweet U.S. One**

40 lb cartons

jbo 20.00-22.00 mostly 20.00-21.00 occas lower

ORGANIC

40 lb cartons

jbo 28.00-30.00 occas higher

**---WALLA WALLA DISTRICT, WASHINGTON**

(Idaho Falls)

DEMAND FAIRLY GOOD. **MARKET STEADY.**

**Yellow Walla Walla Sweets**

40 lb cartons

jbo 22.00

med 20.00

**---SOUTHERN NEW MEXICO (Idaho Falls)**

DEMAND GOOD. **MARKET STEADY.**

**Yellow Grano**

50 lb sacks

Super col 22.00-25.00 mostly 22.00-24.00 occas higher

col 21.00-24.00 mostly 21.00-23.00 occas higher

jbo 20.00-23.00 mostly 20.00-22.00 occas higher

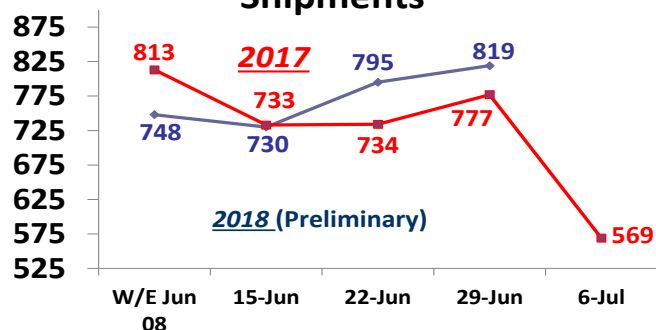
med 18.00-22.00 mostly 20.00-22.00 occas higher

**White**

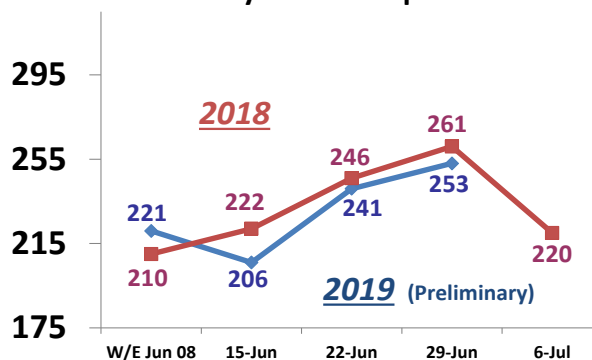
ONIONS - SHIPMENTS & IMPORTS - 400 CWT											
Area Currently Shipping - Preliminary								TTD		FINAL	
June - July		Tues	Wed	Thur	Fri	Sat	Sun	Mon	THIS	LAST	LAST
		25	26	27	28	29	30	1	SSN	SSN	SSN
Idaho & Malheur	TR	W/E 06/29: 31							27,644	19,808	19,808
	TR-EXPT	W/E 06/29: 2							943	571	571
County, Oregon	RL & PB	0	0	0	0	0	0	0	3,062	2,697	2,697
Total ID/OR		0	0	0	0	0	0	0	31649	23076	23076
California											
Imperial Valley California	TR	W/E 06/29: 17							3442	3406	3406
	RL & PB	0	0	0	0	0	0	0	375	592	592
San Joaquin Valley District	TR	125	111	117	133	74	0	137	2008	1921	6800
	RL & PB	16	20	17	10	22	0	9	200	455	1323
Organic	TR	0	0	2	0	1	0	0	5	0	0
Georgia	TR	55	44	42	55	58	18	44	3783	4065	6164
Organic	TR-EXPT	0	0	1	0	0	0	1	23	0	1
	TR	1	1	1	1	0	0	1	73	119	146
New Mexico	TR	171	150	139	178	113	0	157	3,566	4,095	10,128
Oregon											
Umatilla Basin	TR	W/E 5/25: 52							6,220	6,128	6,128
	TR-EXPT	W/E 5/25 34							1,264	1,087	1,087
	RL & PB	0	0	0	0	0	0	0	21	19	19
Texas Lower Rio Grande Valley	TR	2	1	2	3	3	0	0	5,371	6,106	6,137
	Organic	0	0	0	0	0	0	0	7	11	11
San Antonio-Winter Garden	TR	W/E 06/29: 20							768	929	961
	Walla Walla, Washington	W/E 06/29: 57							91	93	327
	TR-EXPT	W/E 06/29: 6							13	8	54
	Washington	W/E 06/29: 62							24,579	22,067	22,168
Columbia Basin 2018	TR-EXPT	W/E 06/29: 14							7,419	5,663	5,690
	RL & PB	0	0	0	0	0	0	0	4,766	4,282	4,293
Organic	TR	0	0	0	0	0	0	0	28	14	14
	Columbia Basin 2019	W/E 06/29: 22							22	34	24,579
	TR-EXPT	W/E 06/29: 3							3	10	7,419
Total Columbia Basin		0	0	0	0	0	0	0	36,817	32,070	64,163
IMPORTS-ALL PORTS											
Canada-Commerce	TR	2018 Crop July-June (as of Nov 2018)							1,792	1,900	3,404
Mexico											
Crossings thru Calexico, CA	TR	1	2	2	1	0	0	0	247	362	362
Crossings thru El Paso, TX	TR	0	0	0	0	0	0	0	46	65	68
Crossings thru Otay Mesa, TX	TR	0	0	1	0	0	0	0	82	155	203
Crossings thru Pharr, TX	TR	4	0	2	1	4	3	0	816	1,653	1,801
Crossings thru Progresso, TX	TR	0	2	0	1	0	0	0	2,821	5,746	5,797
Crossing thru Rio Grande City, TX	TR	1	4	1	1	0	0	0	234	696	738
Crossing thru San Luis	TR	0	0	0	0	0	0	0	221	133	136
Crossing thru New Mexico	TR	42	33	33	37	0	0	14	1,259	1,365	1,784
Total Mexico Crossings		48	41	39	41	4	3	14	4,246	8,677	8,969
U.S. TOTAL		418	368	360	421	275	21	363	136,759	92,813	107,494
ONIONS PROCESSED											
US - EAST	TR	W/E 06/29: 23							376	527	962
US - WEST	TR	W/E 06/29: 340							7,208	8,181	15,953
NOTE: Total for Saturday, June 29 including current week ending numbers is 517.											

**IDAHO****Weekly Potato Shipments**

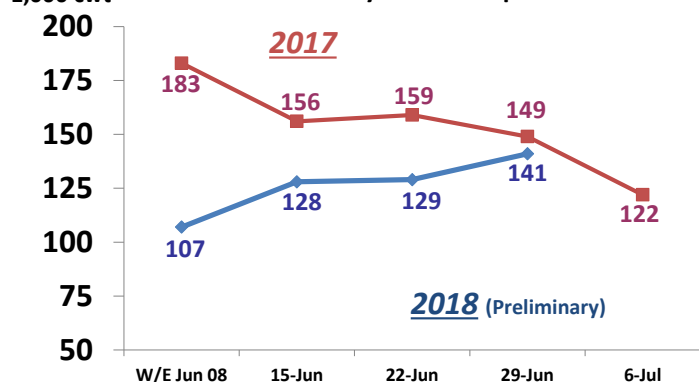
1,000 cwt

**KERN DISTRICT, CALIFORNIA****Weekly Potato Shipments**

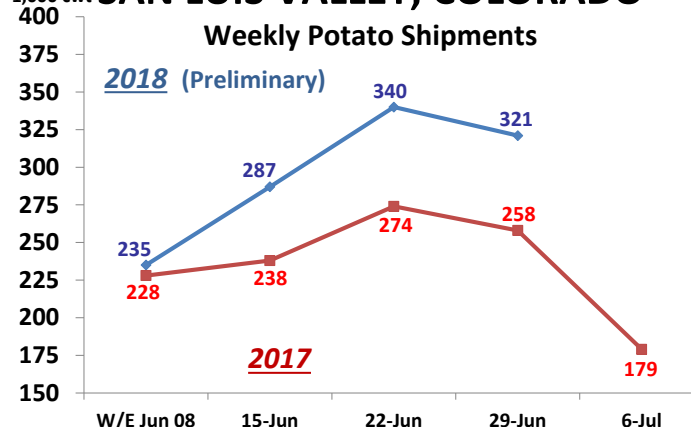
1,000 cwt

**COLUMBIA BASIN, WA & UMATILLA BASIN, OR****Weekly Potato Shipments**

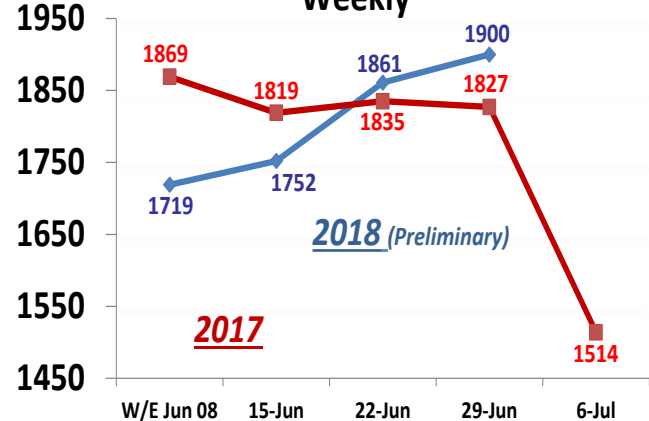
1,000 cwt

**SAN LUIS VALLEY, COLORADO****Weekly Potato Shipments**

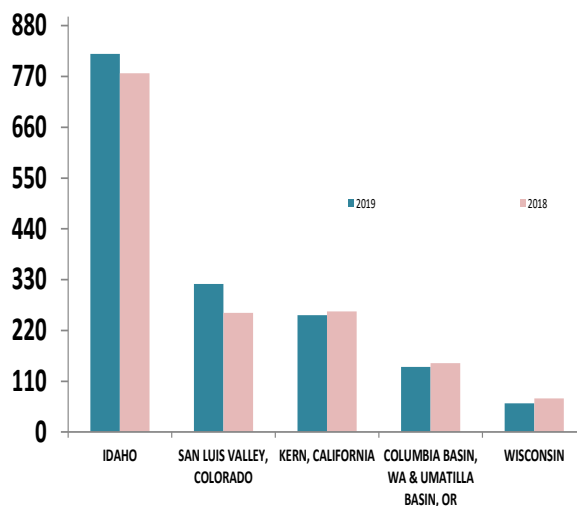
1,000 cwt

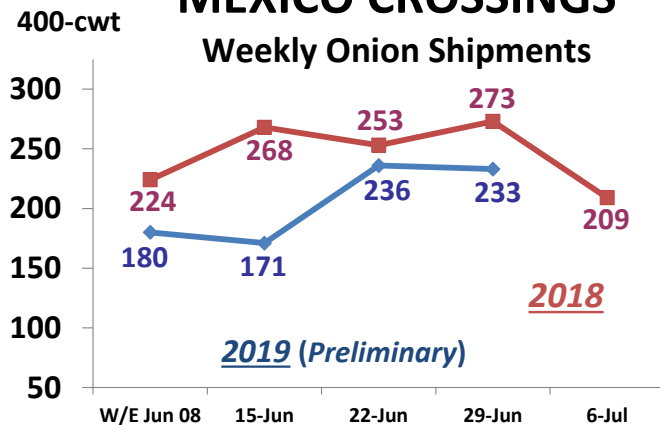
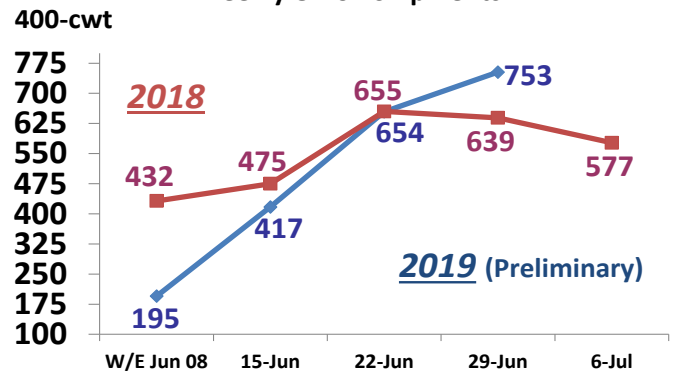
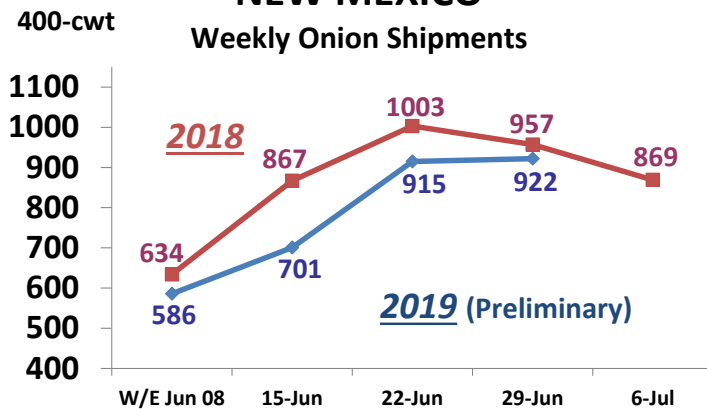
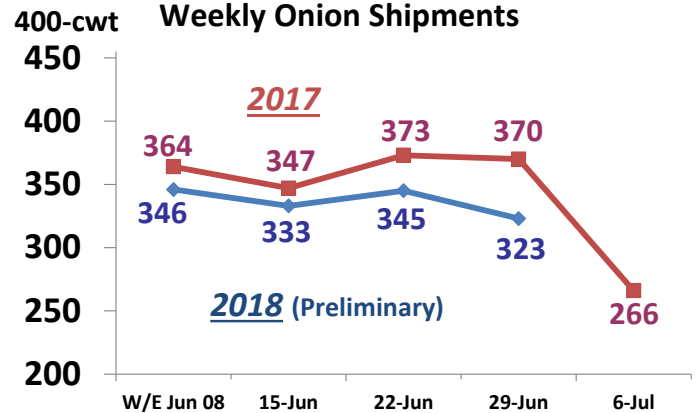
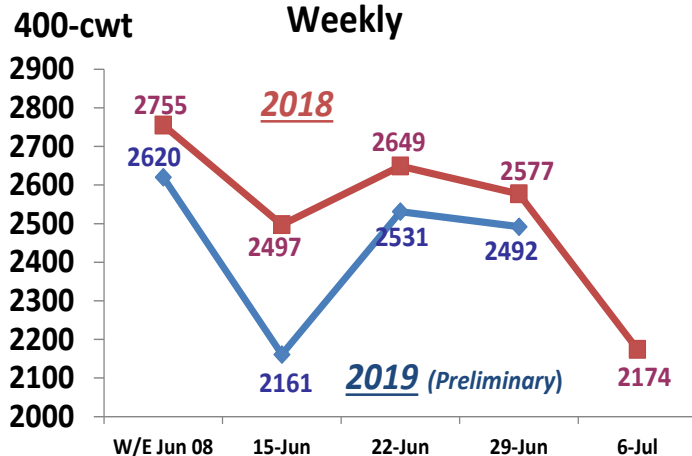
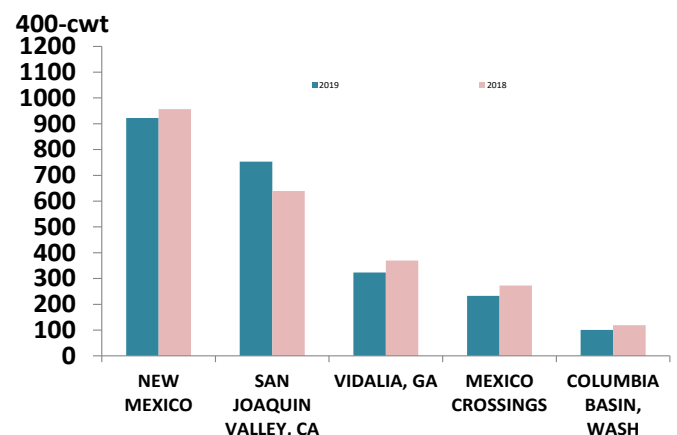
**U.S. POTATO SHIPMENTS****Weekly**

1,000 cwt

**TOP 5 POTATO SHIPPING AREAS****Week Ending June 29, 2019**

1,000 CWT



**MEXICO CROSSINGS****Weekly Onion Shipments****SAN JOAQUIN VALLEY, CA****Weekly Onion Shipments****NEW MEXICO****Weekly Onion Shipments****VIDALIA DISTRICT, GEORGIA****Weekly Onion Shipments****U.S. ONION SHIPMENTS****Weekly****TOP 5 ONION SHIPPING AREAS****Week Ending June 29, 2019**

**NATIONAL POTATO AND ONION SHIPPING POINT TRENDS**

Unless otherwise stated, shipments, crossings or imports are for the weeks ending June 15, 22, and 29, 2019 in that order in thousand hundredweight (cwt) or 100,000 pound units. Expected movement is for the period June 30-July 13, 2019. Prices are for Monday, July 01, 2019 compared to Monday, June 24, 2019. Unless otherwise stated, sales are F.O.B. Shipping Point Basis (including Delivered Sales, F.O.B. Shipping Point Basis) or port of entry and extra services are included. Prices represent open (spot) market sales by first handlers on product of generally good quality and condition unless otherwise stated and may include promotional allowances or other incentives. No consideration is given to after-sale adjustments unless otherwise stated. Brokerage fees paid by shipper are included in the price reported.

**POTATOES**

**UNITED STATES** Shipments 1,754-1,746\*-1,773 --- The top shipping states, in order, were Idaho, Colorado, Kern California, Columbia Basin Washington, and Wisconsin. The Market News Service survey of over 30,000 retail stores had 18,695 ads for potatoes last week, which is 48 percent higher from last weeks ads of 12,552. (\* revised)

**UPPER VALLEY, TWIN FALLS-BURLEY DISTRICT IDAHO** Shipments 730\*-795-820 (Includes exports 13\*-7-15)--- Movement expected to decrease current week due to holiday shortened shipping schedule. Trading Fairly Active. Prices bales higher, others generally unchanged. Russet Burbank U.S. One baled 10-5 pound film bags non size A 5.50; 50-pound cartons 40-70s mostly 15.00, 80s mostly 12.00, 90s mostly 9.00, 100s mostly 8.00. (\* revised)

**SAN LUIS VALLEY, COLORADO** Shipments 287-342-321 (Includes exports 26-26-20)--- Movement expected to be about the same. Trading Slow. Prices Unchanged. U.S. One baled 5 10-lb film bags sz A mostly 6.50-7.00, baled 10 5-lb film bags sz A 7.00-8.50; 50 lb cartons 40s mostly 13.00-13.50, 50-70s 13.50-14.00, 80s 13.00-13.50, 90-100s mostly 13.00; U.S. Two baled 5 10-lb film bags mostly 6.00, 50 lb sacks 10 oz min mostly 8.00; U.S. Coml bulk per cwt mostly 10.00.

**KERN DISTRICT CALIFORNIA** Shipments 204-242\*-253 --- Movement expected to decrease current week due to holiday shortened shipping schedule. Trading White size A active at lower prices, others active. Prices White size A lower, others unchanged. Round Red U.S. One baled 10 5-pound film bags size A mostly 23.00, 50 pound carton size A mostly 22.00, Size B 22.00-24.00 18.00, creamers 3/4-1 5/8 mostly 40.00; Long White U.S. One baled 10 5-pound film bags size A 19.00- 21.00, 50 pound cartons size A 18.00-20.00, size B 12.00 - 14.00,; creamers 3/4-1 5/8 mostly 40.00; Yellow Type U.S. One baled 10 5-pound film bags size A 19.00, 50-pound cartons size A 18.00, size B mostly 14.00, creamers 3/4-1 5/8 mostly 40.00. (\* revised)

**COLUMBIA BASIN, WASHINGTON AND UMATILLA BASIN OREGON** Shipments 127-129-142 (Includes exports 38-37-46)--- Movement expected to decrease current week due to holiday shortened shipping schedule. Trading Moderate. Prices carton 40s and 80s higher, others generally unchanged. Russet Norkotah U.S. One baled 5 10-pound film bags non size A 5.00-5.50, 50-pound carton 40s mostly 12.00, 50s mostly 14.00-15.00, 60-70s mostly 15.00, 80s mostly 13.00-14.00, 90s mostly 11.00, 100s mostly 10.00. **HEREFORD-HIGH PLAINS TEXAS** Shipments 62-74\*-69 --- Movement expected to remain about the same. Supplies in too few hands to establish a market. (\* revised)

**CENTRAL WISCONSIN** Shipments 76-67-62 --- Movement expected to seasonally decrease. Trading Fairly Slow. Prices Generally Unchanged. Russet Norkotah U.S. One baled 10 5-pound film bags size A mostly 10.00, 50 pound cartons 40s-70s mostly 14.00-15.00, 80s mostly 13.00-15.00, 90s mostly 12.00-13.00, 100s mostly 11.50-12.50.

**EASTERN SHORE VIRGINIA** Shipments 0-1-49 --- Movement expected to increase as more growers start harvesting. Trading Round Red and Yellow Type Active, Round White Moderate. Prices 50 lb sacks Round White US One size A 12.75, chef 17.75; 50 lb sacks Round Red US One size A 23.75, size B 28.75; 50 lb sacks Yellow Type US One Size A 21.75.

**ELIZABETH CITY DISTRICT NORTH CAROLINA** Shipments 2\*-17\*-41 --- Movement expected to remain about the same. Trading Moderate. Prices Yellow Type U.S. One 50 pound sacks size B 12.00-14.75, tote bags approximately 2000 pounds per hundredweight size A 40.00- 40.50. (\* revised)

**NEBRASKA** Shipments 38-28-35 --- Movement expected to decrease seasonally. Supplies in too few hands to establish a market.

**MINNESOTA-NORTH DAKOTA (RED RIVER VALLEY)** Shipments 17-9-15 --- Movement expected to decrease seasonally. Remaining supplies in too few hands to establish a market.

**KLAMATH BASIN OREGON AND NORTHERN CALIFORNIA DISTRICT** Shipments 18-18-12 --- Movement expected to remain about the same. Supplies in too few hands to establish a market.

**FLORIDA** Shipments 99-54-6 --- Movement expected to seasonally decrease. Too few open market sales to establish a market. **LAST REPORT.**

**BIG LAKE MINNESOTA** Shipments 1-1-U --- Movement expected to decrease seasonally. Supplies in too few hands to establish a market. **LAST REPORT.**

**POTATOES FOR PROCESSING**

**FLORIDA** Shipments 268-364-435 --- Movement is expected to remain about the same. Too few open market sales to establish a market.



**ELIZABETH CITY DISTRICT NORTH CAROLINA** Shipments 229\*-433\*-433 --- Movement expected to remain about the same. Trading Moderate. Prices Generally Unchanged. Round White Atlantic 85% or Better U.S. One per hundredweight per hundredweight contract 1 5/8" minimum 10.70-11.75. (\* revised)

**MINNESOTA-NORTH DAKOTA (RED RIVER VALLEY)** Shipments 22-31-30 --- Movement expected to seasonally decrease. Too few open market sales to establish a market.

**WISCONSIN** Shipments 64-57-13 --- Movement expected to seasonally decrease. Too few open market sales to establish a market. **LAST REPORT.**

**EASTERN SHORE VIRGINIA** Shipments 0-0-8 --- Movement expected to increase as more growers start harvesting. Current supplies insufficient to establish market.

#### **ONIONS, DRY**

**UNITED STATES** Shipments 864\*-1,012\*-997 --- The top shipping areas for the week, in order, were Southern New Mexico, San Joaquin Valley California, Georgia, Mexico, and Columbia Basin Washington. The Market News Service survey of over 30,000 retail stores had 17,151 ads for onions last week, which is 22 percent higher from last weeks ads of 13,981. (\* revised)

**SOUTHERN NEW MEXICO** Shipments 280-366\*-369 --- Movement expected to decline current week due to holiday shortened shipping schedule. Trading Active. Prices Generally Unchanged. Yellow Grano 50-pound sacks super colossal mostly 22.00-24.00, colossal mostly 21.00-23.00, jumbo mostly 20.00-22.00, medium mostly 20.00-22.00; White 50-pound sacks jumbo 20.00-22.00, medium 18.00-20.00; Red Globe Type 25-pound sacks jumbo 14.00-15.00, medium mostly 13.00. (\* revised)

**CENTRAL SAN JOAQUIN VALLEY CALIFORNIA** Shipments 167-261-302 (Shipments --)--- Movement expected to increase as supply increases. Trading Active. Prices Yellows higher, red medium lower, others steady. Yellow hybrid 50 lb sacks super colossal mostly 19.00-20.00, colossal mostly 19.00, jumbo mostly 18.00-19.00, medium mostly 17.00-20.00. White 50 lb sacks jumbo 19-22, medium 18-20. Red Globe Type 25 lb sacks jumbo mostly 13.00-14.00, medium mostly 11.00-13.00.

**VIDALIA DISTRICT, GEORGIA** Shipments 133-138-129 --- Movement expected to decrease current week due to holiday shortened shipping schedule. Trading Fairly Active. Prices Generally Unchanged. Yellow Granex 40-pound carton jumbo mostly 20.00-21.00; Organic Yellow Granex 40-pound jumbo 28.00-30.00.

**MEXICO CROSSINGS THROUGH SOUTH TEXAS** Crossings 67\*-95\*-93 --- Movement expected to decrease as season winds down. Remaining supplies in too few hands to establish a market. (\* revised)

**WALLA WALLA DISTRICT WASHINGTON** Shipments 2-15\*-40 --- Movement expected to decrease current week due to holiday shortened shipping schedule. Trading Fairly Active. Prices Unchanged. Yellow Walla Walla Sweets 40-pound cartons jumbo 22.00, medium 20.00. **FIRST REPORT.** (\* revised)

**COLUMBIA BASIN, WASHINGTON AND UMATILLA BASIN OREGON** Shipments 77\*-73-30 (Includes exports 13-10-6)--- Movement expected to decrease seasonally. Remaining supplies in too few hands to establish a market. **LAST REPORT.** (\* revised)

**COLUMBIA BASIN, WASHINGTON AND UMATILLA BASIN OREGON 2019 CROP** Shipments 0-0-10 (Includes exports 0-0-1)--- Movement expected to remain about the same. Supplies in too few hands to establish a market. **FIRST REPORT.**

**SAN ANTONIO-WINTER GARDEN-LAREDO DISTRICT TEXAS** Shipments 27-23-8 --- Movement expected to decrease seasonally. Supplies in too few hands to establish a market.

**IMPERIAL VALLEY, CALIFORNIA** Shipments 37\*-24\*-7 --- Movement expected to decrease seasonally. Remaining supplies in too few hands to establish a market. **LAST REPORT.** (\* revised)

**LOWER RIO GRANDE VALLEY, TEXAS** Shipments 29-13-6 --- Movement expected to decrease seasonally. Supplies in too few hands to establish a market.

#### **ONIONS FOR PROCESSING**

**WESTERN UNITED STATES** Shipments 121-130-136 --- Movement expected to remain about the same. No prices reported.

**EASTERN UNITED STATES** Shipments 5-11-9 --- Movement expected to remain about the same. No prices reported.

Mick J. Davie,  
Local Representative