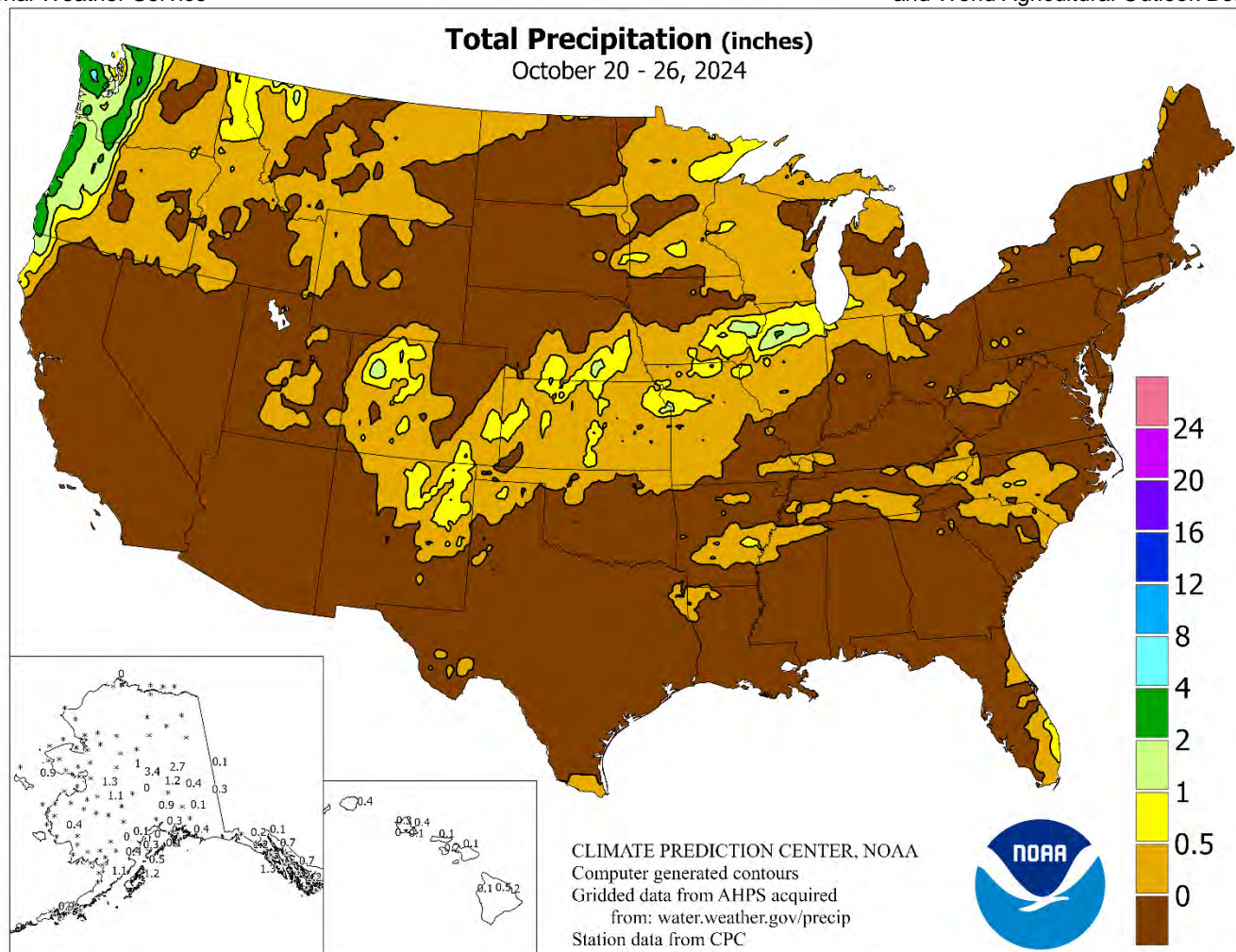


# WEEKLY WEATHER AND CROP BULLETIN

U.S. DEPARTMENT OF COMMERCE  
National Oceanic and Atmospheric Administration  
National Weather Service

U.S. DEPARTMENT OF AGRICULTURE  
National Agricultural Statistics Service  
and World Agricultural Outlook Board



## HIGHLIGHTS

**October 20 – 26, 2024**

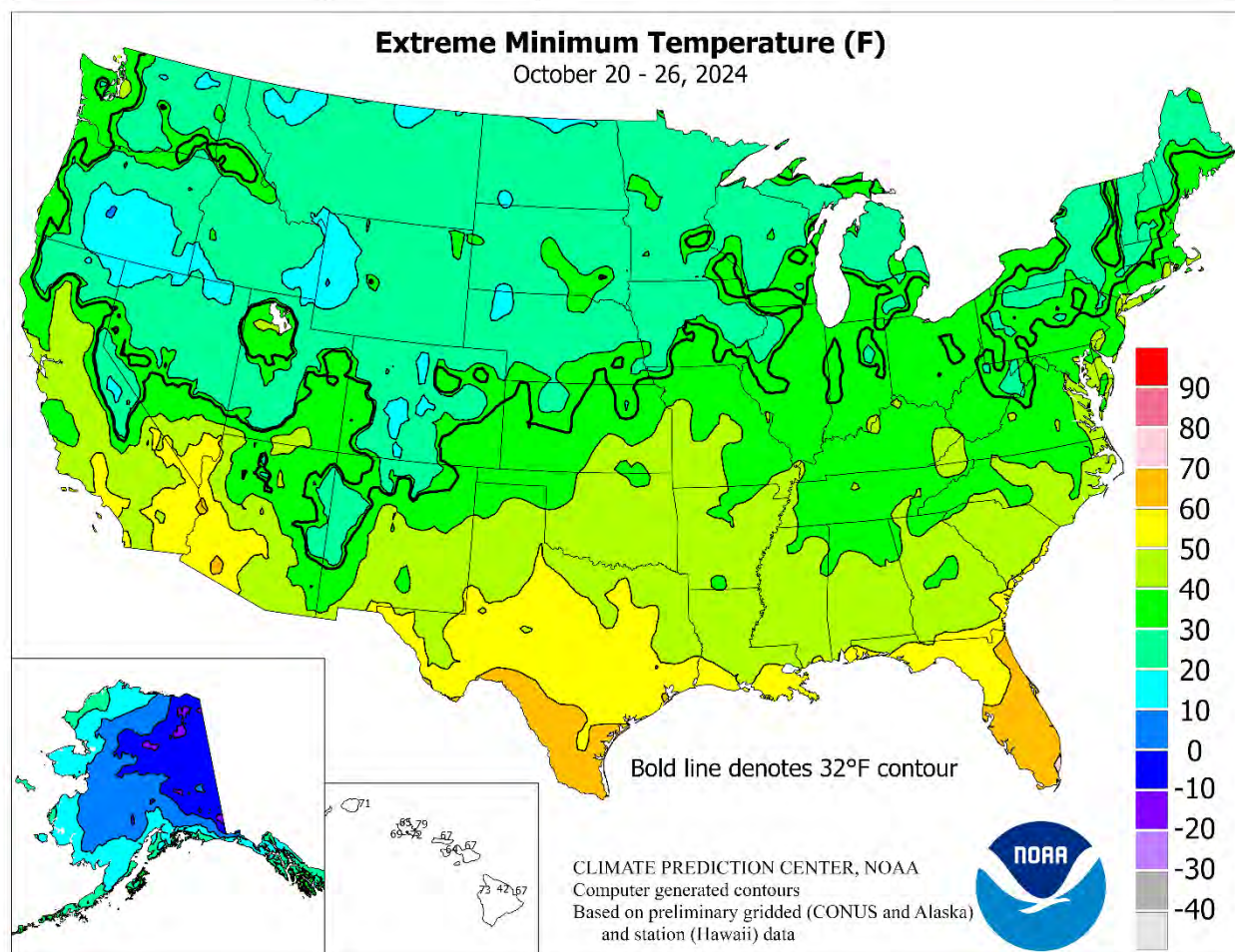
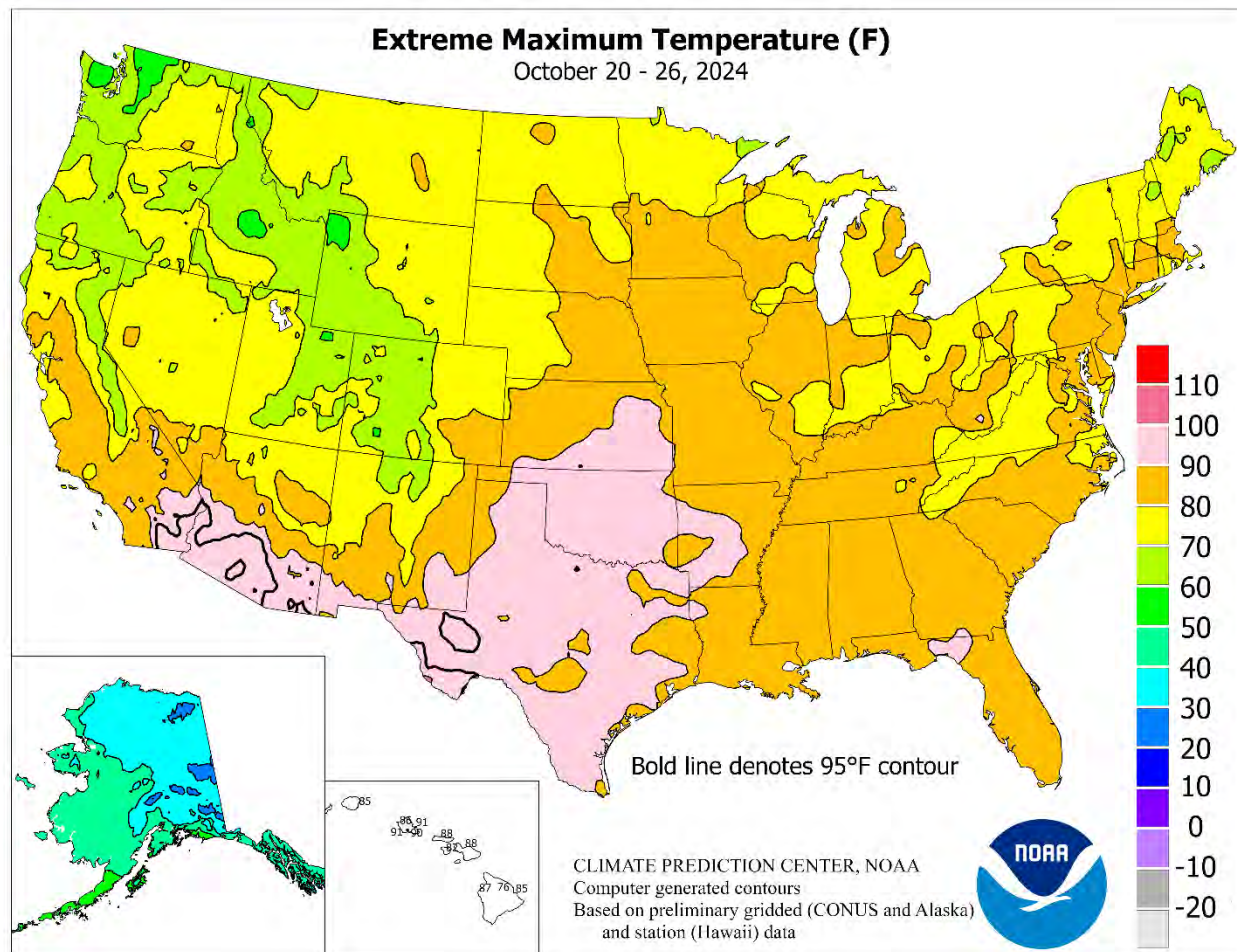
*Highlights provided by USDA/WAOB*

Another week of mostly dry weather pushed autumn fieldwork ever closer to completion, with 89 percent of the U.S. soybeans and 81 percent of the corn harvested by October 27, versus the respective 5-year averages of 78 and 64 percent. A few showers across **Plains, Midwest,** and **Northwest** had little impact on the pace of fieldwork, as antecedent dryness allowed producers to re-enter fields soon after the rain had ended. Exceptions to the dry pattern included lingering, early-week rainfall in **eastern**

## Contents

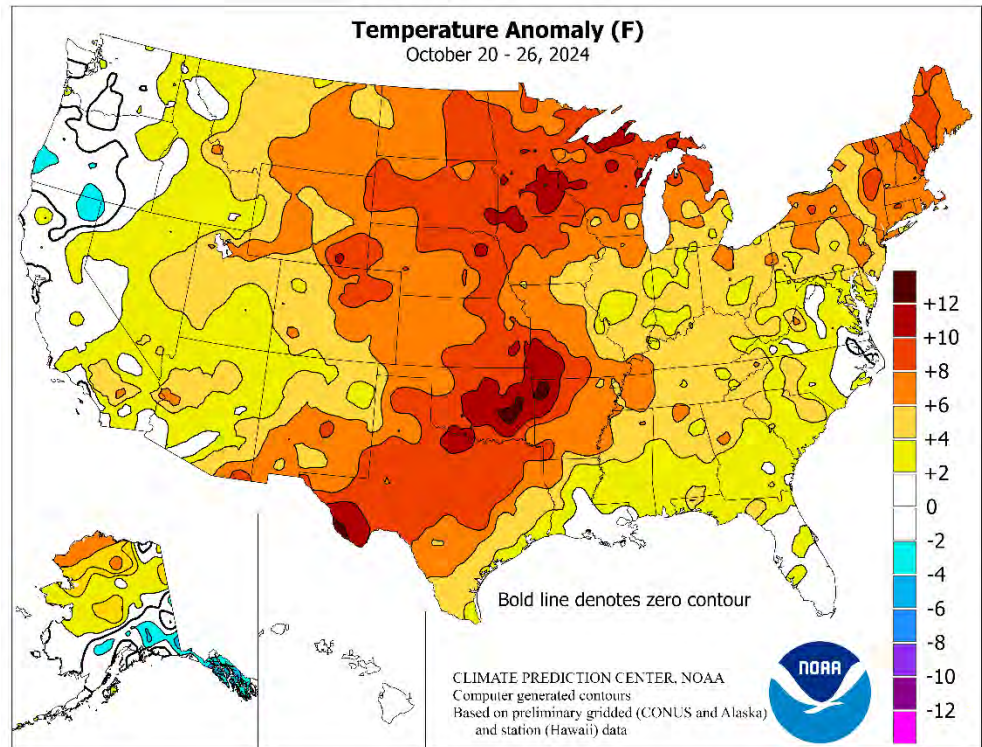
|  |          |
|--|----------|
| Extreme Maximum & Minimum Temperature Maps .....       | 2        |
| Temperature Departure Map .....                        | 3        |
| Palmer Drought & Crop Moisture Maps.....               | 4        |
| National Weather Data for Selected Cities .....        | 5        |
| <b>September U.S. Historical Perspective .....</b>     | <b>8</b> |
| National Agricultural Summary .....                    | 10       |
| Crop Progress and Condition Tables .....               | 11       |
| International Weather and Crop Summary .....           | 16       |
| Bulletin Information & October 22 Drought Monitor..... | 28       |

(Continued on page 3)



(Continued from front cover)

**New Mexico** and environs, as well as late-week precipitation overspreading the **Northwest**. The **Northwestern** storminess signaled the early signs of a pattern change, which—if realized—would greatly benefit drought-stressed rangeland and pastures, as well as emerging winter wheat and cover crops. Still, portions of the **central and eastern U.S.**, excluding **Florida's peninsula**, continued to lurch toward a near-record or record-dry October, with some locations having reported no measurable precipitation during the first 26 days of the month. In drier areas, pasture conditions have declined in recent weeks, while lack of topsoil moisture and surface water have had implications for livestock and fall-sown crops. Weekly temperatures averaged at least 10°F above normal across parts of the **southeastern Plains** and the **mid-South**, as well as an area encompassing the **upper Midwest**. Similar temperature departures were observed in the **Northeast**. A broader area, extending from the **Rockies into the mid-South and Midwest**, reported temperatures ranging from 5 to 10°F above normal. Elsewhere, near-normal weekly readings were noted in the **Pacific Northwest** and **middle and southern Atlantic States**.

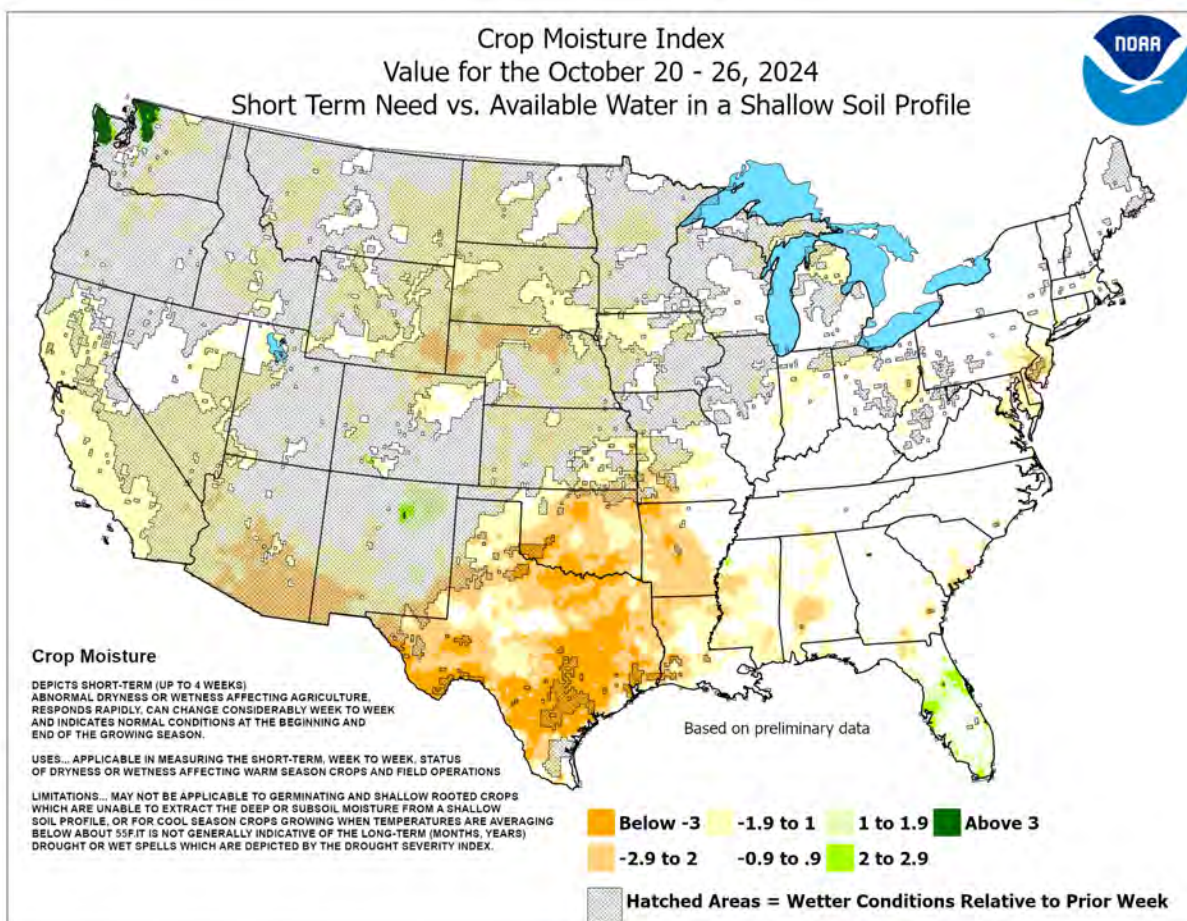
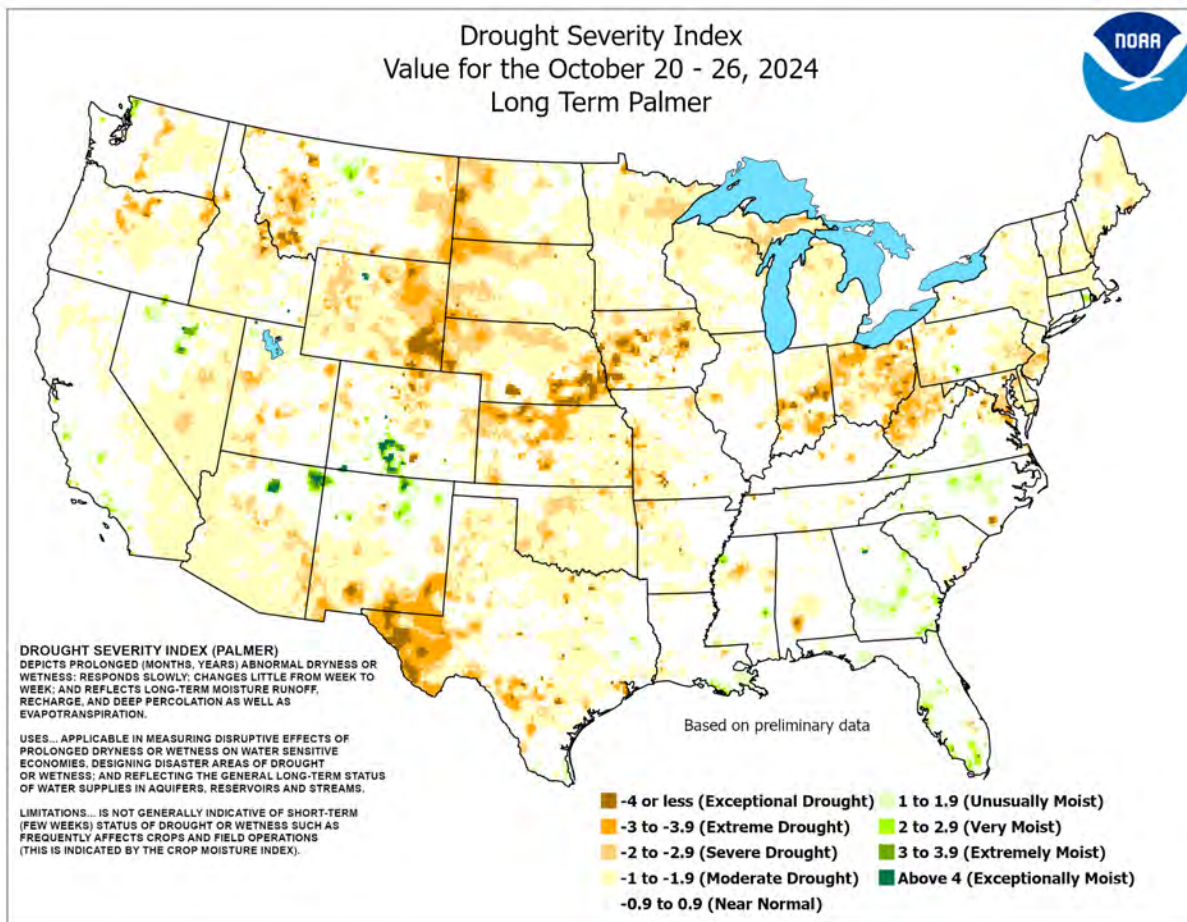


As the week began, record-setting warmth stretched from the **Great Lakes States into the Northeast**. In **Michigan**, **Traverse City** posted consecutive daily-record highs (79 and 83°F, respectively) on October 20-21. In **New England**, record-setting highs for October 21 included 78°F in **Portland, ME**, and 77°F in **Burlington, VT**. **Burlington** collected another daily-record high (78°F) on October 23. In the **mid-Atlantic**, record-setting highs for October 22 soared to 86°F in **Reading, PA**, and 84°F in **Georgetown, DE**. Meanwhile, summer-like heat returned across the **southern Plains and Southwest**. **Tucson, AZ**, reported daily-record highs each day from October 22-23 and 25-27, with temperature peaking at 99°F on the 23rd and 26th. Elsewhere in **Arizona**, the high of 100°F in **Phoenix** on October 26 occurred just a day before the latest triple-digit reading on record in that location (100°F on October 27, 2016). Farther east, daily-record highs reached 90°F on October 22 in locations such as **Lubbock, TX**, and **Fort Smith, AR**, while **Chanute, KS**, soared to 93°F. **Fort Smith's** streak of 90-degree days lasted a total of 3 days, with additional daily records (93, 91, and 89°F) being set on October 23, 24, and 25. **Shreveport, LA**, achieved a high of 90°F or greater each day from October 23-27, tying or breaking a record each day, except the 25th. Highs in **Shreveport** peaked at 92°F on October 23 and 26. With 90-degree heat surging across **central Plains** and **southern Corn Belt**, daily-record highs for October 24 reached 93°F in **Wichita, KS**, and 90°F in **Joplin, MO**. Similar readings spread into the **Southeast**, where record-setting highs for October 25 climbed to 91°F in **Tallahassee, FL**, and 90°F in **Montgomery, AL**. **Tallahassee** attained 91°F again on October 26, setting another record. Other **Southeastern** daily-record highs for the 26th included 90°F in **Mobile, AL**, and 88°F in **Columbia, SC**. In contrast, cool air settling into the **Pacific Coast States** led to daily-record lows in locations such as **Ellensburg, WA** (23°F on October 23), and **Montague, CA** (23°F on October 24).

Expansive dryness remained an overarching theme, with dozens of climate stations across the **central and eastern U.S.** reporting either zero precipitation or a trace of rain during the first 28 days of October. Locations in **Texas** reporting no measurable rain from October 1-28, along with 4-week precipitation deficits of 3 to 5 inches, included **Houston, Victoria, San Antonio, Austin, Waco, Dallas-Fort Worth, Lufkin, Longview, and Tyler**. Similar October 1-28 dryness (zero rainfall or a trace), with deficits of 3 to 5 inches, extended northward to **Oklahoma City, OK**, and eastward into parts of **Louisiana** (**Lake Charles, Alexandria, and Lafayette**); **Arkansas** (**Fort Smith, Fayetteville, Texarkana, El Dorado, De Queen, and Harrison**); **Mississippi**

(**Greenville, Greenwood, Jackson, Meridian, and Vicksburg**); **Alabama** (**Huntsville and Muscle Shoals**); and **Georgia** (**Rome**). **Asheville, NC**, hammered in late September by flooding from Hurricane Helene, received rainfall totaling just 0.01 (3.04 inches below normal) from October 1-28. Dry October weather extended northward along the **Atlantic Coast**, with totals through the 28th of a trace or less—and deficits of 3 to 4 inches—in **Newark and Trenton, NJ**; **New York's Central Park and JFK Airport**; **Wilmington and Georgetown, DE**; and **Philadelphia, PA**. The spell without measurable rain in **Philadelphia** reached at least 30 days (September 29 – October 28), breaking the station record of 29 consecutive days, set from October 11 – November 8, 1874. Meanwhile across the **central Plains** and **upper Midwest**, October 1-28 precipitation totaled 0.01 inch and was more than 2 inches below normal in locations such as **Sioux Falls, SD**, and **Norfolk, NE**. During the same period, **Sioux City, IA**, received a trace, 2.06 inches below normal. Late in the week, precipitation arriving in the **Pacific Northwest** was accompanied by high winds, which on October 27 in **western Washington** gusted to 60 mph in **Hoquiam** and 59 mph in **Bellingham**.

An early-season snowstorm unfolded across parts of **interior Alaska** early in the week, followed by the first sub-zero temperatures of the autumn. For example, **Fairbanks** noted 15.4 inches of snow from October 19-23, along with a low of -2°F on October 27. Elsewhere on the 27th, **Bettles** dipped to -19°F. Farther west, **Nome** netted a daily-record total of 0.88 inch—all rain—on October 20, followed by a string of days with temperatures remaining at 32°F or below, starting on the 23rd. Despite the colder weather, weekly temperatures averaged more than 5°F above normal across **Alaska's northern tier**. In **southeastern Alaska**, cold, dry conditions yielded to milder weather and light precipitation. Before that occurred, however, **Juneau** opened the week on October 20-21 with consecutive daily-record lows (22 and 20°F, respectively). Meanwhile in **Hawaii**, a wetter pattern developed late in the week, as a low-pressure system began to affect the islands. However, even with late-week showers, short-term rainfall remained mostly below normal. For example, October 1-26 rainfall at the state's major airport observation sites ranged from 0.09 inch (14 percent of normal) in **Kahului, Maui**, to 4.30 inches (51 percent) in **Hilo**, on the **Big Island**. Locally significant rain fell on **Oahu**, with 24-hour totals ending the morning of October 26 reaching 7.51 inches in **Maunawili** and 4.97 inches at the **Manoa Lyon Arboretum**. A warm spell preceded the **Hawaiian** rainfall, with daily records being tied in locations such as **Lihue, Kauai** (86°F on October 20), and **Honolulu, Oahu** (90°F on October 25).



## National Weather Data for Selected Cities

## Weather Data for the Week Ending October 26, 2024

Accessible Data Available from the Climate Prediction Center

| STATES<br>AND<br>STATIONS |                 | TEMPERATURE °F     |                    |                 |                |         |                          | PRECIPITATION        |                          |                             |                           |                            |                            |                            | RELATIVE<br>HUMIDITY<br>PERCENT |                    | NUMBER OF DAYS |              |                     |                     |
|---------------------------|-----------------|--------------------|--------------------|-----------------|----------------|---------|--------------------------|----------------------|--------------------------|-----------------------------|---------------------------|----------------------------|----------------------------|----------------------------|---------------------------------|--------------------|----------------|--------------|---------------------|---------------------|
|                           |                 | AVERAGE<br>MAXIMUM | AVERAGE<br>MINIMUM | EXTREME<br>HIGH | EXTREME<br>LOW | AVERAGE | DEPARTURE<br>FROM NORMAL | WEEKLY<br>TOTAL, IN. | DEPARTURE<br>FROM NORMAL | GREATEST IN<br>24-HOUR, IN. | TOTAL, IN.<br>SINCE SEP 1 | PCT. NORMAL<br>SINCE SEP 1 | TOTAL, IN.,<br>SINCE JAN 1 | PCT. NORMAL<br>SINCE JAN 1 | AVERAGE<br>MAXIMUM              | AVERAGE<br>MINIMUM | TEMP. °F       |              | PRECIP.             |                     |
|                           |                 |                    |                    |                 |                |         |                          |                      |                          |                             |                           |                            |                            |                            |                                 |                    | 90 AND ABOVE   | 32 AND BELOW | .01 INCH<br>OR MORE | .50 INCH<br>OR MORE |
| AK                        | ANCHORAGE       | 40                 | 29                 | 47              | 21             | 35      | 2                        | 0.04                 | -0.29                    | 0.04                        | 4.42                      | 94                         | 18.73                      | 134                        | 78                              | 50                 | 0              | 6            | 1                   | 0                   |
|                           | BARROW          | 30                 | 25                 | 36              | 18             | 27      | 0                        | 0.00                 | -0.11                    | 0.00                        | 0.00                      | 0                          | 0.02                       | 0                          | 86                              | 70                 | 0              | 7            | 0                   | 0                   |
|                           | FAIRBANKS       | 29                 | 18                 | 37              | 1              | 23      | 3                        | 2.69                 | 2.54                     | 2.06                        | 5.51                      | 275                        | 16.59                      | 161                        | 87                              | 74                 | 0              | 6            | 4                   | 1                   |
|                           | JUNEAU          | 42                 | 31                 | 48              | 21             | 37      | -3                       | 0.72                 | -1.09                    | 0.29                        | 16.88                     | 103                        | 63.69                      | 120                        | 95                              | 62                 | 0              | 3            | 5                   | 0                   |
|                           | KODIAK          | 48                 | 37                 | 53              | 33             | 42      | 2                        | 1.24                 | -0.78                    | 0.80                        | 11.10                     | 74                         | 64.54                      | 105                        | 85                              | 60                 | 0              | 0            | 2                   | 1                   |
| AL                        | NOME            | 35                 | 26                 | 43              | 16             | 31      | 3                        | 0.87                 | 0.48                     | 0.87                        | 4.14                      | 109                        | 24.17                      | 164                        | 89                              | 66                 | 0              | 5            | 1                   | 1                   |
|                           | BIRMINGHAM      | 84                 | 51                 | 87              | 44             | 68      | 6                        | 0.00                 | -0.75                    | 0.00                        | 6.14                      | 90                         | 42.32                      | 89                         | 87                              | 29                 | 0              | 0            | 0                   | 0                   |
|                           | HUNTSVILLE      | 84                 | 49                 | 87              | 40             | 67      | 6                        | 0.00                 | -0.84                    | 0.00                        | 4.91                      | 76                         | 45.63                      | 104                        | 92                              | 27                 | 0              | 0            | 0                   | 0                   |
|                           | MOBILE          | 87                 | 55                 | 90              | 50             | 71      | 4                        | 0.00                 | -0.84                    | 0.00                        | 5.31                      | 61                         | 53.58                      | 94                         | 88                              | 30                 | 1              | 0            | 0                   | 0                   |
|                           | MONTGOMERY      | 85                 | 50                 | 90              | 42             | 67      | 3                        | 0.00                 | -0.61                    | 0.00                        | 4.55                      | 74                         | 44.14                      | 105                        | 97                              | 32                 | 1              | 0            | 0                   | 0                   |
| AR                        | FORT SMITH      | 87                 | 57                 | 93              | 46             | 72      | 12                       | 0.00                 | -1.10                    | 0.00                        | 1.61                      | 20                         | 40.09                      | 101                        | 79                              | 32                 | 3              | 0            | 0                   | 0                   |
|                           | LITTLE ROCK     | 83                 | 54                 | 91              | 46             | 68      | 9                        | 0.14                 | -1.02                    | 0.14                        | 2.27                      | 33                         | 46.53                      | 116                        | 84                              | 36                 | 1              | 0            | 1                   | 0                   |
| AZ                        | FLAGSTAFF       | 69                 | 31                 | 73              | 29             | 50      | 5                        | 0.20                 | -0.12                    | 0.20                        | 2.14                      | 69                         | 18.35                      | 108                        | 80                              | 20                 | 0              | 6            | 1                   | 0                   |
|                           | PHOENIX         | 94                 | 64                 | 100             | 59             | 79      | 4                        | 0.00                 | -0.12                    | 0.00                        | 0.00                      | 0                          | 4.43                       | 75                         | 33                              | 8                  | 6              | 0            | 0                   | 0                   |
| CA                        | PRESCOTT        | 77                 | 42                 | 83              | 39             | 60      | 5                        | 0.07                 | -0.10                    | 0.07                        | 1.26                      | 63                         | 10.95                      | 98                         | 61                              | 14                 | 0              | 0            | 1                   | 0                   |
|                           | TUCSON          | 94                 | 56                 | 99              | 47             | 75      | 5                        | 0.00                 | -0.15                    | 0.00                        | 0.12                      | 6                          | 13.00                      | 144                        | 30                              | 10                 | 5              | 0            | 0                   | 0                   |
|                           | BAKERSFIELD     | 81                 | 54                 | 85              | 51             | 67      | 3                        | 0.00                 | -0.08                    | 0.00                        | 0.00                      | 0                          | 5.40                       | 114                        | 53                              | 23                 | 0              | 0            | 0                   | 0                   |
|                           | EUREKA          | 62                 | 45                 | 69              | 38             | 53      | -1                       | 0.53                 | -0.11                    | 0.51                        | 1.12                      | 45                         | 32.41                      | 119                        | 99                              | 66                 | 0              | 0            | 2                   | 1                   |
|                           | FRESNO          | 82                 | 53                 | 86              | 50             | 67      | 3                        | 0.00                 | -0.17                    | 0.00                        | 0.02                      | 4                          | 9.07                       | 109                        | 64                              | 21                 | 0              | 0            | 0                   | 0                   |
|                           | LOS ANGELES     | 73                 | 58                 | 80              | 56             | 65      | -1                       | 0.00                 | -0.14                    | 0.00                        | 0.00                      | 0                          | 15.37                      | 167                        | 83                              | 46                 | 0              | 0            | 0                   | 0                   |
|                           | REDDING         | 78                 | 48                 | 79              | 45             | 63      | 1                        | 0.00                 | -0.53                    | 0.00                        | 0.98                      | 51                         | 21.96                      | 93                         | 64                              | 19                 | 0              | 0            | 0                   | 0                   |
|                           | SACRAMENTO      | 78                 | 48                 | 79              | 46             | 63      | 1                        | 0.00                 | -0.25                    | 0.00                        | 0.00                      | 0                          | 12.00                      | 92                         | 82                              | 24                 | 0              | 0            | 0                   | 0                   |
|                           | SAN DIEGO       | 76                 | 57                 | 80              | 54             | 66      | -1                       | 0.00                 | -0.14                    | 0.00                        | 0.02                      | 3                          | 10.91                      | 149                        | 87                              | 46                 | 0              | 0            | 0                   | 0                   |
|                           | SAN FRANCISCO   | 71                 | 51                 | 76              | 49             | 61      | -1                       | 0.00                 | -0.24                    | 0.00                        | 0.00                      | 0                          | 14.41                      | 107                        | 87                              | 39                 | 0              | 0            | 0                   | 0                   |
| CO                        | STOCKTON        | 80                 | 48                 | 82              | 46             | 64      | 1                        | 0.00                 | -0.19                    | 0.00                        | 0.00                      | 0                          | 10.69                      | 112                        | 75                              | 21                 | 0              | 0            | 0                   | 0                   |
|                           | ALAMOSA         | 64                 | 28                 | 72              | 24             | 46      | 5                        | 0.27                 | 0.13                     | 0.27                        | 2.71                      | 176                        | 10.42                      | 158                        | 93                              | 32                 | 0              | 6            | 1                   | 0                   |
|                           | CO SPRINGS      | 69                 | 39                 | 75              | 31             | 54      | 6                        | 0.22                 | 0.06                     | 0.21                        | 1.51                      | 74                         | 16.91                      | 111                        | 79                              | 25                 | 0              | 1            | 2                   | 0                   |
|                           | DENVER INTL     | 74                 | 40                 | 78              | 32             | 57      | 9                        | 0.02                 | -0.19                    | 0.02                        | 1.26                      | 56                         | 13.34                      | 99                         | 64                              | 19                 | 0              | 1            | 1                   | 0                   |
|                           | GRAND JUNCTION  | 69                 | 43                 | 75              | 40             | 56      | 6                        | 0.13                 | -0.08                    | 0.13                        | 0.53                      | 26                         | 7.09                       | 91                         | 74                              | 32                 | 0              | 0            | 1                   | 0                   |
| CT                        | PUEBLO          | 74                 | 38                 | 83              | 31             | 56      | 6                        | 0.02                 | -0.15                    | 0.02                        | 1.04                      | 80                         | 12.61                      | 113                        | 85                              | 26                 | 0              | 2            | 1                   | 0                   |
|                           | BRIDGEPORT      | 70                 | 47                 | 77              | 42             | 58      | 5                        | 0.00                 | -0.85                    | 0.00                        | 1.07                      | 14                         | 39.20                      | 107                        | 88                              | 42                 | 0              | 0            | 0                   | 0                   |
| DC                        | HARTFORD        | 76                 | 44                 | 86              | 35             | 60      | 10                       | 0.00                 | -0.99                    | 0.00                        | 1.24                      | 15                         | 41.53                      | 106                        | 88                              | 31                 | 0              | 0            | 0                   | 0                   |
|                           | WASHINGTON      | 76                 | 51                 | 82              | 46             | 63      | 5                        | 0.00                 | -0.83                    | 0.00                        | 4.19                      | 59                         | 32.34                      | 92                         | 77                              | 31                 | 0              | 0            | 0                   | 0                   |
| DE                        | WILMINGTON      | 75                 | 43                 | 83              | 39             | 59      | 5                        | 0.00                 | -0.80                    | 0.00                        | 0.34                      | 4                          | 38.15                      | 100                        | 89                              | 28                 | 0              | 0            | 0                   | 0                   |
|                           | DAYTONA BEACH   | 83                 | 67                 | 85              | 63             | 75      | 3                        | 0.58                 | -0.22                    | 0.32                        | 28.09                     | 244                        | 60.12                      | 131                        | 99                              | 57                 | 0              | 0            | 2                   | 0                   |
| FL                        | JACKSONVILLE    | 83                 | 59                 | 88              | 55             | 71      | 2                        | 0.00                 | -0.52                    | 0.00                        | 15.06                     | 133                        | 63.78                      | 131                        | 95                              | 51                 | 0              | 0            | 0                   | 0                   |
|                           | KEY WEST        | 85                 | 77                 | 87              | 76             | 81      | 1                        | 0.01                 | -1.13                    | 0.01                        | 7.17                      | 58                         | 44.82                      | 126                        | 88                              | 68                 | 0              | 0            | 1                   | 0                   |
|                           | MIAMI           | 86                 | 74                 | 87              | 73             | 80      | 1                        | 0.91                 | -0.48                    | 0.59                        | 16.85                     | 99                         | 69.36                      | 114                        | 88                              | 58                 | 0              | 0            | 5                   | 1                   |
|                           | ORLANDO         | 86                 | 67                 | 88              | 64             | 76      | 3                        | 0.28                 | -0.31                    | 0.16                        | 5.13                      | 54                         | 38.72                      | 82                         | 98                              | 46                 | 0              | 0            | 2                   | 0                   |
|                           | PENSACOLA       | 84                 | 60                 | 87              | 56             | 72      | 3                        | 0.00                 | -1.00                    | 0.00                        | 11.41                     | 107                        | 56.22                      | 97                         | 82                              | 30                 | 0              | 0            | 0                   | 0                   |
|                           | TALLAHASSEE     | 87                 | 55                 | 91              | 50             | 71      | 3                        | 0.00                 | -0.66                    | 0.00                        | 12.10                     | 156                        | 61.44                      | 120                        | 90                              | 33                 | 2              | 0            | 0                   | 0                   |
|                           | TAMPA           | 87                 | 67                 | 88              | 65             | 77      | 1                        | 0.10                 | -0.26                    | 0.10                        | 28.37                     | 346                        | 81.02                      | 178                        | 92                              | 45                 | 0              | 0            | 1                   | 0                   |
|                           | WEST PALM BEACH | 85                 | 72                 | 87              | 68             | 78      | 1                        | 1.68                 | 0.51                     | 0.71                        | 22.21                     | 170                        | 66.27                      | 122                        | 96                              | 64                 | 0              | 0            | 5                   | 2                   |
|                           | ATHENS          | 81                 | 47                 | 86              | 41             | 64      | 3                        | 0.00                 | -0.70                    | 0.00                        | 6.26                      | 95                         | 47.85                      | 118                        | 92                              | 32                 | 0              | 0            | 0                   | 0                   |
|                           | ATLANTA         | 82                 | 56                 | 87              | 52             | 69      | 7                        | 0.00                 | -0.72                    | 0.00                        | 12.61                     | 191                        | 58.15                      | 140                        | 76                              | 31                 | 0              | 0            | 0                   | 0                   |
| GA                        | AUGUSTA         | 83                 | 47                 | 88              | 40             | 65      | 2                        | 0.00                 | -0.50                    | 0.00                        | 6.48                      | 121                        | 39.50                      | 107                        | 96                              | 28                 | 0              | 0            | 0                   | 0                   |
|                           | COLUMBUS        | 84                 | 52                 | 87              | 45             | 68      | 3                        | 0.00                 | -0.58                    | 0.00                        | 11.86                     | 208                        | 51.43                      | 139                        | 91                              | 32                 | 0              | 0            | 0                   | 0                   |
|                           | MACON           | 83                 | 46                 | 87              | 38             | 65      | 1                        | 0.00                 | -0.56                    | 0.00                        | 9.04                      | 153                        | 42.82                      | 110                        | 100                             | 33                 | 0              | 0            | 0                   | 0                   |
|                           | SAVANNAH        | 84                 | 56                 | 87              | 48             | 70      | 3                        | 0.00                 | -0.65                    | 0.00                        | 6.89                      | 89                         | 51.31                      | 121                        | 90                              | 40                 | 0              | 0            | 0                   | 0                   |
|                           | HILO            | 82                 | 70                 | 85              | 67             | 76      | 1                        | 2.00                 | -0.43                    | 1.04                        | 10.75                     | 63                         | 77.21                      | 83                         | 97                              | 69                 | 0              | 0            | 5                   | 2                   |
| HI                        | HONOLULU        | 87                 | 75                 | 90              | 72             | 81      | 1                        | 0.09                 | -0.33                    | 0.09                        | 0.44                      | 21                         | 10.31                      | 87                         | 82                              | 49                 | 1              | 0            | 1                   | 0                   |
|                           | KAHULUI         | 87                 | 70                 | 88              | 67             | 78      | -1                       | 0.08                 | -0.15                    | 0.08                        | 0.13                      | 12                         | 10.10                      | 88                         | 86                              | 57                 | 0              | 0            | 1                   | 0                   |
|                           | LIHUE           | 84                 | 73                 | 85              | 71             | 79      | 0                        | 0.37                 | -0.44                    | 0.16                        | 2.17                      | 44                         | 28.31                      | 104                        | 92                              | 64                 | 0              | 0            | 4                   | 0                   |
|                           | BURLINGTON      | 71                 | 42                 | 81              | 32             | 56      | 5                        | 0.24                 | -0.42                    | 0.12                        | 1.66                      | 26                         | 31.14                      | 93                         | 87                              | 30                 | 0              | 1            | 2                   | 0                   |
|                           | CEDAR RAPIDS    | 70                 | 41                 | 81              | 29             | 55      | 7                        | 1.28                 | 0.65                     | 1.26                        | 1.33                      | 22                         | 28.44                      | 89                         | 85                              | 34                 | 0              | 1            | 2                   | 1                   |
| IA                        | DES MOINES      | 70                 | 46                 | 81              | 33             | 58      | 8                        | 0.09                 | -0.51                    | 0.06                        | 0.91                      | 16                         | 33.49                      | 102                        | 74                              | 29                 | 0              | 0            | 3                   | 0                   |
|                           | DUBUQUE         | 67                 | 41                 | 79              | 31             | 54      | 7                        | 0.17                 | -0.46                    | 0.17                        | 0.25                      | 3                          | 28.51                      | 84                         | 81                              | 36                 | 0              | 1            | 1                   | 0                   |
|                           | SIOUX CITY      | 72                 | 41                 | 83              | 26             | 56      | 9                        | 0.00                 | -0.37                    | 0.00                        | 0.26                      | 5                          | 28.47                      | 106                        | 86                              | 33                 | 0              | 1            | 0                   | 0                   |
|                           | WATERLOO        | 71                 | 40                 | 85              | 27             | 56      | 7                        | 0.11                 | -0.47                    | 0.11                        | 0.58                      | 10                         | 33.33                      | 102                        | 78                              | 30                 | 0              | 3            | 1                   | 0                   |
|                           | BOISE           | 64                 | 41                 | 71              | 34             | 52      | 3                        | 0.08                 | -0.13                    | 0.08                        | 0.71                      | 65                         | 11.14                      | 128                        | 75                              | 32                 | 0              | 0            | 1                   | 0                   |
| ID                        | LEWISTON        | 62                 | 43                 | 77              | 40             | 53      | 3                        | 0.37                 | 0.09                     | 0.37                        | 1.22                      | 83                         | 7.94                       | 76                         | 86                              | 43                 | 0              | 0            | 1                   | 0                   |
|                           | POCATELLO       | 63                 | 31                 | 69              | 21             | 47      | 2                        | 0.07                 | -0.14                    | 0.07                        | 1.17                      | 68                         | 11.42                      | 118                        | 87                              | 33                 | 0              | 5            | 1                   | 0                   |
|                           | CHICAGO/O'HARE  | 70                 | 48                 | 81              | 40             | 59      | 8                        | 0.91                 | 0.15                     | 0.66                        | 2.63                      | 43                         | 30.35                      | 92                         | 75                              | 32                 | 0              | 0            | 3                   | 1                   |
|                           | MOLINE          | 72                 | 40                 | 83              | 28             | 56      | 5                        | 0.56                 | -0.07                    | 0.44                        | 0.97                      | 17                         | 28.66                      | 85                         | 85                              | 30                 | 0              | 1            | 3                   | 0                   |
|                           | PEORIA          | 71                 | 43                 | 83              | 36             | 57      | 5                        | 0.39                 | -0.35                    | 0.23                        | 1.54                      | 25                         | 27.69                      | 86                         | 92                              | 30                 | 0              | 0            | 3                   | 0                   |
| IL                        | ROCKFORD        | 69                 | 40                 | 82              | 30             | 55      | 5                        | 0.86                 | 0.29                     | 0.52                        | 2.95                      | 50                         | 32.62                      | 99                         | 87                              | 35                 | 0              | 1            | 3                   | 1                   |
|                           | SPRINGFIELD     | 71                 | 40                 | 81              | 31             | 55      | 2                        | 0.00                 | -0.76                    | 0.00                        | 0.00                      | 0                          | 22.20                      | 69                         | 91                              | 35                 | 0              | 1            | 0                   | 0                   |
|                           | EVANSVILLE      | 76                 | 45                 | 81              | 40             | 60      | 5                        | 0.00                 | -0.80                    | 0.00                        | 4.94                      | 80                         | 36.41                      | 92                         | 85                              | 32                 | 0              | 0            | 0                   | 0                   |
|                           | FORT WAYNE      | 70                 | 40                 | 80              | 33             | 55      | 5                        | 0.34                 | -0.30                    | 0.34</                      |                           |                            |                            |                            |                                 |                    |                |              |                     |                     |

Weather Data for the Week Ending October 26, 2024

| STATES<br>AND<br>STATIONS |               | TEMPERATURE °F     |                    |                 |                |         |                          | PRECIPITATION        |                          |                             |                           |                            |                           |                            | RELATIVE<br>HUMIDITY<br>PERCENT |                    | NUMBER OF DAYS |              |                     |                     |
|---------------------------|---------------|--------------------|--------------------|-----------------|----------------|---------|--------------------------|----------------------|--------------------------|-----------------------------|---------------------------|----------------------------|---------------------------|----------------------------|---------------------------------|--------------------|----------------|--------------|---------------------|---------------------|
|                           |               |                    |                    |                 |                |         |                          |                      |                          |                             |                           |                            |                           |                            |                                 |                    | TEMP. °F       |              | PRECIP              |                     |
|                           |               | AVERAGE<br>MAXIMUM | AVERAGE<br>MINIMUM | EXTREME<br>HIGH | EXTREME<br>LOW | AVERAGE | DEPARTURE<br>FROM NORMAL | WEEKLY<br>TOTAL, IN. | DEPARTURE<br>FROM NORMAL | GREATEST IN<br>24-HOUR, IN. | TOTAL IN.,<br>SINCE SEP 1 | PCT. NORMAL<br>SINCE SEP 1 | TOTAL IN.,<br>SINCE JAN 1 | PCT. NORMAL<br>SINCE JAN 1 | AVERAGE<br>MAXIMUM              | AVERAGE<br>MINIMUM | 90 AND ABOVE   | 32 AND BELOW | .01 INCH<br>OR MORE | .50 INCH<br>OR MORE |
| KY                        | WICHITA       | 80                 | 49                 | 93              | 44             | 65      | 9                        | 0.72                 | 0.14                     | 0.61                        | 2.63                      | 47                         | 24.94                     | 79                         | 73                              | 26                 | 1              | 0            | 2                   | 1                   |
|                           | LEXINGTON     | 75                 | 43                 | 83              | 39             | 59      | 4                        | 0.00                 | -0.83                    | 0.00                        | 6.66                      | 102                        | 39.08                     | 93                         | 84                              | 36                 | 0              | 0            | 0                   | 0                   |
|                           | LOUISVILLE    | 77                 | 48                 | 82              | 44             | 63      | 5                        | 0.00                 | -0.80                    | 0.00                        | 7.80                      | 114                        | 40.26                     | 99                         | 75                              | 31                 | 0              | 0            | 0                   | 0                   |
| LA                        | PADUCAH       | 79                 | 47                 | 85              | 39             | 63      | 6                        | 0.12                 | -0.79                    | 0.12                        | 8.47                      | 122                        | 43.76                     | 105                        | 86                              | 32                 | 0              | 0            | 1                   | 0                   |
|                           | BATON ROUGE   | 87                 | 55                 | 90              | 50             | 71      | 4                        | 0.00                 | -1.16                    | 0.00                        | 7.74                      | 90                         | 53.80                     | 103                        | 89                              | 31                 | 1              | 0            | 0                   | 0                   |
|                           | LAKE CHARLES  | 85                 | 55                 | 88              | 51             | 70      | 2                        | 0.00                 | -1.17                    | 0.00                        | 1.07                      | 11                         | 56.82                     | 112                        | 97                              | 32                 | 0              | 0            | 0                   | 0                   |
| MA                        | NEW ORLEANS   | 82                 | 59                 | 85              | 56             | 71      | 1                        | 0.00                 | -0.89                    | 0.00                        | 17.78                     | 216                        | 72.59                     | 133                        | 99                              | 41                 | 0              | 0            | 0                   | 0                   |
|                           | SHREVEPORT    | 89                 | 55                 | 91              | 48             | 72      | 8                        | ***                  | ***                      | ***                         | ***                       | ***                        | ***                       | ***                        | 89                              | 28                 | 2              | 0            | ***                 | ***                 |
|                           | BOSTON        | 72                 | 49                 | 83              | 45             | 60      | 8                        | 0.00                 | -0.94                    | 0.00                        | 2.35                      | 33                         | 36.86                     | 105                        | 81                              | 35                 | 0              | 0            | 0                   | 0                   |
| MD                        | WORCESTER     | 71                 | 48                 | 79              | 39             | 60      | 12                       | 0.00                 | -1.13                    | 0.00                        | 1.81                      | 21                         | 43.76                     | 111                        | 71                              | 32                 | 0              | 0            | 0                   | 0                   |
|                           | BALTIMORE     | 73                 | 39                 | 81              | 34             | 56      | 1                        | 0.00                 | -0.87                    | 0.00                        | 2.63                      | 33                         | 30.37                     | 80                         | 97                              | 32                 | 0              | 0            | 0                   | 0                   |
|                           | CARIBOU       | 61                 | 39                 | 70              | 32             | 50      | 8                        | 0.03                 | -0.91                    | 0.03                        | 2.36                      | 34                         | 28.83                     | 86                         | 85                              | 44                 | 0              | 1            | 1                   | 0                   |
| ME                        | PORTLAND      | 67                 | 42                 | 78              | 34             | 55      | 7                        | 0.00                 | -1.24                    | 0.00                        | 3.45                      | 42                         | 37.20                     | 96                         | 94                              | 46                 | 0              | 0            | 0                   | 0                   |
|                           | ALPENA        | 68                 | 39                 | 84              | 27             | 54      | 9                        | 0.12                 | -0.53                    | 0.11                        | 1.28                      | 23                         | 28.67                     | 113                        | 87                              | 37                 | 0              | 3            | 2                   | 0                   |
|                           | GRAND RAPIDS  | 67                 | 41                 | 77              | 33             | 54      | 5                        | 0.29                 | -0.62                    | 0.29                        | 2.61                      | 38                         | 30.59                     | 92                         | 84                              | 39                 | 0              | 0            | 1                   | 0                   |
| MI                        | HOUGHTON LAKE | 65                 | 35                 | 79              | 24             | 50      | 6                        | 0.13                 | -0.56                    | 0.10                        | 1.54                      | 29                         | 13.90                     | 73                         | 94                              | 46                 | 0              | 3            | 3                   | 0                   |
|                           | LANSING       | 68                 | 41                 | 79              | 33             | 54      | 6                        | 0.08                 | -0.62                    | 0.05                        | 1.92                      | 35                         | 29.15                     | 102                        | 85                              | 39                 | 0              | 0            | 2                   | 0                   |
|                           | MUSKEGON      | 66                 | 46                 | 72              | 33             | 56      | 6                        | 0.19                 | -0.67                    | 0.19                        | 5.91                      | 91                         | 29.30                     | 100                        | 81                              | 42                 | 0              | 0            | 1                   | 0                   |
| MN                        | TRAVERSE CITY | 69                 | 46                 | 83              | 32             | 57      | 10                       | 0.13                 | -0.63                    | 0.09                        | 1.27                      | 19                         | 19.08                     | 77                         | 76                              | 39                 | 0              | 1            | 2                   | 0                   |
|                           | DULUTH        | 62                 | 39                 | 74              | 28             | 50      | 9                        | 0.41                 | -0.18                    | 0.21                        | 1.13                      | 18                         | 24.05                     | 87                         | 87                              | 40                 | 0              | 2            | 3                   | 0                   |
|                           | INT_L FALLS   | 59                 | 32                 | 74              | 22             | 46      | 8                        | 0.18                 | -0.30                    | 0.15                        | 4.87                      | 99                         | 24.40                     | 107                        | 94                              | 48                 | 0              | 4            | 2                   | 0                   |
| MO                        | MINNEAPOLIS   | 68                 | 48                 | 85              | 37             | 58      | 12                       | 0.33                 | -0.14                    | 0.33                        | 0.46                      | 8                          | 32.14                     | 112                        | 77                              | 34                 | 0              | 0            | 1                   | 0                   |
|                           | ROCHESTER     | 66                 | 42                 | 81              | 33             | 55      | 10                       | 0.28                 | -0.19                    | 0.28                        | 0.91                      | 15                         | 31.56                     | 100                        | 77                              | 37                 | 0              | 0            | 1                   | 0                   |
|                           | ST. CLOUD     | 66                 | 40                 | 82              | 27             | 53      | 11                       | 0.18                 | -0.32                    | 0.18                        | 0.69                      | 13                         | 31.28                     | 120                        | 90                              | 40                 | 0              | 1            | 1                   | 0                   |
| MS                        | COLUMBIA      | 75                 | 47                 | 85              | 41             | 61      | 6                        | 0.15                 | -0.60                    | 0.15                        | 1.63                      | 24                         | 34.06                     | 93                         | 78                              | 29                 | 0              | 0            | 1                   | 0                   |
|                           | KANSAS CITY   | 75                 | 47                 | 84              | 37             | 61      | 7                        | 1.36                 | 0.72                     | 1.32                        | 2.85                      | 41                         | 29.48                     | 83                         | 83                              | 31                 | 0              | 0            | 2                   | 1                   |
|                           | SAINT LOUIS   | 75                 | 49                 | 84              | 45             | 62      | 6                        | 0.04                 | -0.74                    | 0.04                        | 5.48                      | 98                         | 36.57                     | 103                        | 75                              | 32                 | 0              | 0            | 1                   | 0                   |
| MT                        | SPRINGFIELD   | 80                 | 53                 | 87              | 46             | 66      | 10                       | 0.35                 | -0.53                    | 0.35                        | 2.28                      | 31                         | 33.72                     | 88                         | 79                              | 32                 | 0              | 0            | 1                   | 0                   |
|                           | JACKSON       | 86                 | 49                 | 88              | 42             | 67      | 4                        | 0.00                 | -0.93                    | 0.00                        | 5.91                      | 89                         | 61.35                     | 129                        | 91                              | 27                 | 0              | 0            | 0                   | 0                   |
|                           | MERIDIAN      | 84                 | 47                 | 87              | 42             | 65      | 2                        | 0.00                 | -0.94                    | 0.00                        | 6.84                      | 107                        | 41.48                     | 89                         | 94                              | 33                 | 0              | 0            | 0                   | 0                   |
| NC                        | TUPELO        | 84                 | 49                 | 88              | 42             | 67      | 5                        | 0.00                 | -0.94                    | 0.00                        | 5.64                      | 81                         | 44.15                     | 94                         | 92                              | 32                 | 0              | 0            | 0                   | 0                   |
|                           | BILLINGS      | 64                 | 39                 | 74              | 30             | 52      | 7                        | 0.14                 | -0.11                    | 0.12                        | 2.48                      | 96                         | 11.78                     | 90                         | 78                              | 30                 | 0              | 1            | 2                   | 0                   |
|                           | BUTTE         | 58                 | 27                 | 68              | 17             | 42      | 5                        | 0.24                 | 0.06                     | 0.24                        | 1.69                      | 94                         | 9.35                      | 81                         | 91                              | 30                 | 0              | 5            | 1                   | 0                   |
| ND                        | CUT BANK      | 57                 | 32                 | 72              | 19             | 44      | 5                        | 0.15                 | 0.04                     | 0.15                        | 1.26                      | 80                         | 7.10                      | 71                         | 76                              | 33                 | 0              | 5            | 1                   | 0                   |
|                           | GLASGOW       | 62                 | 36                 | 76              | 28             | 49      | 8                        | 0.34                 | 0.17                     | 0.34                        | 1.72                      | 91                         | 11.11                     | 89                         | 79                              | 35                 | 0              | 2            | 1                   | 0                   |
|                           | GREAT FALLS   | 61                 | 35                 | 74              | 29             | 48      | 6                        | 0.25                 | 0.04                     | 0.25                        | 2.33                      | 103                        | 14.56                     | 108                        | 81                              | 30                 | 0              | 4            | 1                   | 0                   |
| NE                        | HAVRE         | 62                 | 30                 | 76              | 23             | 46      | 5                        | 0.06                 | -0.07                    | 0.06                        | 2.36                      | 138                        | 15.33                     | 141                        | 82                              | 32                 | 0              | 4            | 1                   | 0                   |
|                           | MISSOULA      | 58                 | 29                 | 77              | 23             | 43      | 2                        | 0.04                 | -0.26                    | 0.04                        | 1.23                      | 63                         | 10.14                     | 86                         | 91                              | 39                 | 0              | 5            | 1                   | 0                   |
|                           | ASHEVILLE     | 77                 | 40                 | 79              | 36             | 59      | 3                        | 0.00                 | -0.71                    | 0.00                        | 16.50                     | 236                        | 59.44                     | 143                        | 92                              | 31                 | 0              | 0            | 0                   | 0                   |
| NH                        | CHARLOTTE     | 80                 | 48                 | 85              | 43             | 64      | 5                        | 0.31                 | -0.33                    | 0.31                        | 9.56                      | 148                        | 47.43                     | 130                        | 91                              | 33                 | 0              | 0            | 1                   | 0                   |
|                           | GREENSBORO    | 76                 | 46                 | 79              | 42             | 61      | 4                        | 0.06                 | -0.61                    | 0.06                        | 7.89                      | 109                        | 52.23                     | 140                        | 91                              | 34                 | 0              | 0            | 1                   | 0                   |
|                           | HATTERAS      | 74                 | 61                 | 79              | 54             | 67      | 1                        | 0.09                 | -1.08                    | 0.09                        | 11.47                     | 92                         | 45.13                     | 88                         | 95                              | 66                 | 0              | 0            | 1                   | 0                   |
| NJ                        | RALEIGH       | 78                 | 47                 | 83              | 43             | 62      | 3                        | 0.00                 | -0.69                    | 0.00                        | 14.13                     | 175                        | 51.22                     | 131                        | 91                              | 35                 | 0              | 0            | 0                   | 0                   |
|                           | WILMINGTON    | 81                 | 52                 | 85              | 44             | 67      | 3                        | 0.00                 | -0.80                    | 0.00                        | 8.85                      | 68                         | 52.56                     | 100                        | 95                              | 39                 | 0              | 0            | 0                   | 0                   |
|                           | BISMARCK      | 65                 | 32                 | 80              | 24             | 48      | 7                        | 0.03                 | -0.26                    | 0.03                        | 0.41                      | 13                         | 15.85                     | 90                         | 90                              | 32                 | 0              | 3            | 1                   | 0                   |
| NM                        | DICKINSON     | 65                 | 30                 | 80              | 24             | 48      | 8                        | 0.03                 | -0.19                    | 0.03                        | 0.34                      | 12                         | 12.37                     | 83                         | 79                              | 28                 | 0              | 5            | 1                   | 0                   |
|                           | FARGO         | 64                 | 37                 | 78              | 29             | 51      | 9                        | 0.08                 | -0.37                    | 0.04                        | 0.43                      | 9                          | 19.35                     | 88                         | 88                              | 43                 | 0              | 2            | 2                   | 0                   |
|                           | GRAND FORKS   | 63                 | 35                 | 75              | 24             | 49      | 9                        | 0.07                 | -0.32                    | 0.07                        | 1.13                      | 28                         | 22.72                     | 113                        | 84                              | 45                 | 0              | 2            | 1                   | 0                   |
| NV                        | JAMESTOWN     | 64                 | 35                 | 76              | 28             | 50      | 10                       | 0.07                 | -0.27                    | 0.07                        | 1.10                      | 31                         | 18.13                     | 96                         | 88                              | 40                 | 0              | 2            | 1                   | 0                   |
|                           | GRAND ISLAND  | 72                 | 43                 | 83              | 31             | 58      | 8                        | 0.51                 | 0.13                     | 0.51                        | 0.88                      | 23                         | 24.77                     | 101                        | 86                              | 33                 | 0              | 1            | 1                   | 1                   |
|                           | LINCOLN       | 74                 | 44                 | 84              | 32             | 59      | 9                        | 0.51                 | 0.10                     | 0.51                        | 1.71                      | 35                         | 22.23                     | 86                         | 81                              | 32                 | 0              | 1            | 1                   | 1                   |
| OH                        | NORFOLK       | 73                 | 44                 | 85              | 28             | 58      | 11                       | 0.01                 | -0.37                    | 0.01                        | 0.21                      | 4                          | 24.37                     | 98                         | 80                              | 32                 | 0              | 2            | 1                   | 0                   |
|                           | NORTH PLATTE  | 69                 | 38                 | 77              | 29             | 54      | 7                        | 0.03                 | -0.30                    | 0.03                        | 1.04                      | 33                         | 20.17                     | 100                        | 88                              | 37                 | 0              | 2            | 1                   | 0                   |
|                           | OMAHA         | 72                 | 45                 | 83              | 30             | 59      | 8                        | 0.17                 | -0.29                    | 0.11                        | 0.24                      | 4                          | 28.09                     | 97                         | 82                              | 34                 | 0              | 1            | 2                   | 0                   |
| PA                        | SCOTTSBLUFF   | 73                 | 37                 | 77              | 29             | 55      | 9                        | 0.00                 | -0.24                    | 0.00                        | 0.34                      | 14                         | 12.73                     | 88                         | 80                              | 24                 | 0              | 1            | 0                   | 0                   |
|                           | VALENTINE     | 69                 | 38                 | 79              | 24             | 54      | 8                        | 0.00                 | -0.25                    | 0.00                        | 0.12                      | 3                          | 16.00                     | 80                         | 83                              | 33                 | 0              | 1            | 0                   | 0                   |
|                           | CONCORD       | 71                 | 35                 | 80              | 27             | 53      | 6                        | 0.00                 | -1.03                    | 0.00                        | 3.50                      | 47                         | 35.74                     | 104                        | 99                              | 34                 | 0              | 3            | 0                   | 0                   |
| RI                        | ATLANTIC_CITY | 76                 | 44                 | 83              | 39             | 60      | 5                        | 0.00                 | -0.98                    | 0.00                        | 0.59                      | 8                          | 37.41                     | 99                         | 90                              | 29                 | 0              | 0            | 0                   | 0                   |
|                           | NEWARK        | 76                 | 51                 | 84              | 44             | 63      | 8                        | 0.00                 | -0.88                    | 0.00                        | 1.18                      | 16                         | 34.76                     | 89                         | 71                              | 26                 | 0              | 0            | 0                   | 0                   |
|                           | ALBUQUERQUE   | 75                 | 49                 | 84              | 46             | 62      | 6                        | 0.00                 | -0.17                    | 0.00                        | 0.66                      | 34                         | 7.52                      | 98                         | 63                              | 21                 | 0              | 0            | 0                   | 0                   |
| SD                        | ELY           | 69                 | 27                 | 74              | 22             | 48      | 4                        | 0.00                 | -0.18                    | 0.00                        | 0.17                      | 13                         | 8.46                      | 105                        | 63                              | 14                 | 0              | 7            | 0                   | 0                   |
|                           | LAS VEGAS     | 82                 | 61                 | 85              | 59             | 71      | 4                        | 0.00                 | -0.07                    | 0.00                        | 0.00                      | 0                          | 2.15                      | 63                         | 35                              | 17                 | 0              | 0            | 0                   | 0                   |
|                           | RENO          | 71                 | 37                 | 78              | 34             | 54      | 2                        | 0.00                 | -0.11                    | 0.00                        | 0.45                      | 73                         | 6.51                      | 116                        | 70                              | 18                 | 0              | 0            | 0                   | 0                   |
| TN                        | WINNEMUCCA    | 69                 | 28                 | 75              | 22             | 48      | 2                        | 0.00                 | -0.16                    | 0.00                        | 1.73                      | 193                        | 8.91                      | 148                        | 80                              | 20                 | 0              | 6            | 0                   | 0                   |
|                           | ALBANY        | 70                 | 42                 | 80              | 33             | 56      | 7                        | 0.00                 | -0.84                    | 0.00                        | 2.93                      | 41                         | 36.72                     | 108                        | 85                              | 35                 | 0              | 0            | 0                   | 0                   |
|                           | BINGHAMTON    | 65                 | 42                 | 77              | 31             | 53      | 7                        | 0.11                 | -0.71                    | 0.11                        | 3.71                      | 51                         | 38.05                     | 107                        | 83                              | 41                 | 0              | 1            | 1                   | 0                   |
| TX                        | BUFFALO       | 65                 | 44                 | 75              | 36             | 55      | 5                        | 0.09                 | -0.77                    | 0.09                        | 5.02                      | 66                         | 29.40                     | 89                         | 77                              | 46                 | 0              | 0            | 1                   | 0                   |
|                           | ROCHESTER     | 67                 | 43                 | 80              | 34             | 55      | 5                        | 0.07                 | -0.66                    | 0.07                        | 6.81                      | 115                        | 31.47                     | 107                        | 81                              | 40                 | 0              | 0            | 1                   |                     |

## Weather Data for the Week Ending October 26, 2024

| STATES<br>AND<br>STATIONS |                | TEMPERATURE °F     |                    |                 |                |         |                          | PRECIPITATION        |                          |                             |                           |                            |                           |                            |                    | RELATIVE<br>HUMIDITY<br>PERCENT |              | NUMBER OF DAYS |                     |                     |  |
|---------------------------|----------------|--------------------|--------------------|-----------------|----------------|---------|--------------------------|----------------------|--------------------------|-----------------------------|---------------------------|----------------------------|---------------------------|----------------------------|--------------------|---------------------------------|--------------|----------------|---------------------|---------------------|--|
|                           |                | AVERAGE<br>MAXIMUM | AVERAGE<br>MINIMUM | EXTREME<br>HIGH | EXTREME<br>LOW | AVERAGE | DEPARTURE<br>FROM NORMAL | WEEKLY<br>TOTAL, IN. | DEPARTURE<br>FROM NORMAL | GREATEST IN<br>24-HOUR, IN. | TOTAL IN.,<br>SINCE SEP 1 | PCT. NORMAL<br>SINCE SEP 1 | TOTAL IN.,<br>SINCE JAN 1 | PCT. NORMAL<br>SINCE JAN 1 | AVERAGE<br>MAXIMUM | AVERAGE<br>MINIMUM              | TEMP. °F     |                | PRECIP              |                     |  |
|                           |                |                    |                    |                 |                |         |                          |                      |                          |                             |                           |                            |                           |                            |                    |                                 | 90 AND ABOVE | 32 AND BELOW   | .01 INCH<br>OR MORE | .50 INCH<br>OR MORE |  |
| OK                        | TOLEDO         | 69                 | 40                 | 80              | 34             | 55      | 3                        | 0.14                 | -0.41                    | 0.14                        | 2.54                      | 49                         | 31.91                     | 107                        | 94                 | 37                              | 0            | 0              | 1                   | 0                   |  |
|                           | YOUNGSTOWN     | 69                 | 39                 | 79              | 32             | 54      | 4                        | 0.01                 | -0.75                    | 0.01                        | 6.11                      | 92                         | 38.98                     | 112                        | 87                 | 37                              | 0            | 1              | 1                   | 0                   |  |
|                           | OKLAHOMA CITY  | 83                 | 54                 | 91              | 45             | 69      | 10                       | 0.00                 | -0.76                    | 0.00                        | 2.32                      | 35                         | 29.69                     | 91                         | 79                 | 31                              | 2            | 0              | 0                   | 0                   |  |
|                           | TULSA          | 84                 | 55                 | 92              | 47             | 69      | 10                       | 0.01                 | -0.88                    | 0.01                        | 0.53                      | 7                          | 34.14                     | 96                         | 79                 | 30                              | 1            | 0              | 1                   | 0                   |  |
| OR                        | ASTORIA        | 63                 | 46                 | 70              | 37             | 54      | 3                        | 1.06                 | -0.73                    | 0.47                        | 4.25                      | 52                         | 49.08                     | 103                        | 91                 | 57                              | 0            | 0              | 7                   | 0                   |  |
|                           | BURNS          | 59                 | 27                 | 73              | 18             | 43      | 0                        | 0.24                 | 0.05                     | 0.24                        | 1.01                      | 100                        | 8.33                      | 107                        | 84                 | 37                              | 0            | 6              | 1                   | 0                   |  |
|                           | EUGENE         | 63                 | 40                 | 76              | 30             | 52      | 1                        | 0.51                 | -0.37                    | 0.30                        | 1.93                      | 49                         | 22.24                     | 82                         | 96                 | 52                              | 0            | 2              | 4                   | 0                   |  |
|                           | MEDFORD        | 65                 | 40                 | 77              | 33             | 53      | 0                        | 0.19                 | -0.15                    | 0.11                        | 0.73                      | 51                         | 12.67                     | 104                        | 90                 | 40                              | 0            | 0              | 2                   | 0                   |  |
| PA                        | PENDLETON      | 62                 | 39                 | 76              | 31             | 51      | 2                        | 0.14                 | -0.15                    | 0.14                        | 0.79                      | 56                         | 9.66                      | 98                         | 86                 | 44                              | 0            | 1              | 1                   | 0                   |  |
|                           | PORTLAND       | 62                 | 46                 | 69              | 39             | 54      | 1                        | 1.00                 | 0.07                     | 0.36                        | 2.83                      | 67                         | 25.45                     | 101                        | 90                 | 49                              | 0            | 0              | 3                   | 0                   |  |
|                           | SALEM          | 65                 | 44                 | 75              | 34             | 54      | 2                        | 0.84                 | -0.10                    | 0.44                        | 2.81                      | 66                         | 27.62                     | 103                        | 90                 | 47                              | 0            | 0              | 4                   | 0                   |  |
|                           | ALLENTOWN      | 73                 | 41                 | 83              | 32             | 57      | 5                        | 0.01                 | -0.85                    | 0.01                        | 1.41                      | 16                         | 35.56                     | 89                         | 92                 | 26                              | 0            | 2              | 1                   | 0                   |  |
| RI                        | ERIE           | 69                 | 47                 | 81              | 38             | 58      | 6                        | 0.00                 | -0.95                    | 0.00                        | 4.30                      | 53                         | 29.43                     | 85                         | 73                 | 39                              | 0            | 0              | 0                   | 0                   |  |
|                           | MIDDLETOWN     | 72                 | 43                 | 81              | 38             | 57      | 4                        | 0.00                 | -0.83                    | 0.00                        | 5.50                      | 67                         | 39.42                     | 105                        | 88                 | 33                              | 0            | 0              | 0                   | 0                   |  |
|                           | PHILADELPHIA   | 74                 | 49                 | 84              | 44             | 62      | 6                        | 0.00                 | -0.76                    | 0.00                        | 1.13                      | 15                         | 34.89                     | 94                         | 83                 | 27                              | 0            | 0              | 0                   | 0                   |  |
|                           | PITTSBURGH     | 71                 | 42                 | 82              | 34             | 57      | 6                        | 0.13                 | -0.50                    | 0.13                        | 3.50                      | 61                         | 37.41                     | 111                        | 81                 | 32                              | 0            | 0              | 1                   | 0                   |  |
| SC                        | WILKES-BARRE   | 71                 | 41                 | 82              | 33             | 56      | 5                        | 0.09                 | -0.73                    | 0.09                        | 2.27                      | 31                         | 34.98                     | 107                        | 85                 | 32                              | 0            | 0              | 1                   | 0                   |  |
|                           | WILLIAMSPORT   | 71                 | 39                 | 80              | 33             | 55      | 5                        | 0.00                 | -0.78                    | 0.00                        | 2.51                      | 31                         | 39.78                     | 108                        | 93                 | 32                              | 0            | 0              | 0                   | 0                   |  |
|                           | PROVIDENCE     | 73                 | 46                 | 81              | 39             | 59      | 7                        | 0.00                 | -0.94                    | 0.00                        | 2.85                      | 37                         | 50.74                     | 133                        | 94                 | 38                              | 0            | 0              | 0                   | 0                   |  |
|                           | CHARLESTON     | 82                 | 55                 | 87              | 48             | 69      | 3                        | 0.00                 | -0.75                    | 0.00                        | 4.44                      | 45                         | 50.46                     | 109                        | 93                 | 40                              | 0            | 0              | 0                   | 0                   |  |
| SD                        | COLUMBIA       | 82                 | 47                 | 88              | 40             | 65      | 3                        | 0.00                 | -0.58                    | 0.00                        | 6.95                      | 104                        | 48.08                     | 124                        | 97                 | 34                              | 0            | 0              | 0                   | 0                   |  |
|                           | FLORENCE       | 82                 | 54                 | 86              | 46             | 68      | 5                        | 0.00                 | -0.60                    | 0.00                        | 8.57                      | 113                        | 45.92                     | 118                        | 89                 | 35                              | 0            | 0              | 0                   | 0                   |  |
|                           | GREENVILLE     | 80                 | 46                 | 86              | 40             | 63      | 4                        | 0.44                 | -0.29                    | 0.44                        | 10.99                     | 164                        | 47.80                     | 117                        | 93                 | 30                              | 0            | 0              | 1                   | 0                   |  |
|                           | ABERDEEN       | 68                 | 32                 | 80              | 24             | 50      | 7                        | 0.02                 | -0.42                    | 0.02                        | 0.53                      | 13                         | 19.04                     | 94                         | 89                 | 36                              | 0            | 4              | 1                   | 0                   |  |
| TN                        | HURON          | 68                 | 38                 | 81              | 25             | 53      | 9                        | 0.00                 | -0.38                    | 0.00                        | 0.28                      | 6                          | 19.96                     | 92                         | 87                 | 36                              | 0            | 3              | 0                   | 0                   |  |
|                           | RAPID CITY     | 71                 | 36                 | 78              | 28             | 54      | 10                       | 0.00                 | -0.26                    | 0.00                        | 1.22                      | 49                         | 13.21                     | 80                         | 68                 | 23                              | 0            | 3              | 0                   | 0                   |  |
|                           | SIOUX FALLS    | 70                 | 42                 | 84              | 27             | 56      | 10                       | 0.00                 | -0.40                    | 0.00                        | 0.21                      | 4                          | 27.78                     | 108                        | 82                 | 34                              | 0            | 1              | 0                   | 0                   |  |
|                           | BRISTOL        | 76                 | 39                 | 78              | 35             | 58      | 3                        | 0.25                 | -0.31                    | 0.25                        | 8.81                      | 178                        | 39.40                     | 107                        | 99                 | 37                              | 0            | 0              | 1                   | 0                   |  |
| TX                        | CHATTANOOGA    | 81                 | 49                 | 84              | 42             | 65      | 5                        | 0.12                 | -0.67                    | 0.12                        | 6.12                      | 84                         | 37.50                     | 84                         | 91                 | 33                              | 0            | 0              | 1                   | 0                   |  |
|                           | KNOXVILLE      | 77                 | 46                 | 80              | 40             | 61      | 4                        | 0.08                 | -0.56                    | 0.08                        | 6.44                      | 110                        | 49.63                     | 117                        | 93                 | 37                              | 0            | 0              | 1                   | 0                   |  |
|                           | MEMPHIS        | 81                 | 55                 | 86              | 47             | 68      | 6                        | 0.25                 | -0.74                    | 0.25                        | 10.03                     | 157                        | 45.78                     | 103                        | 82                 | 38                              | 0            | 0              | 1                   | 0                   |  |
|                           | NASHVILLE      | 80                 | 49                 | 87              | 42             | 64      | 6                        | 0.04                 | -0.72                    | 0.04                        | 8.94                      | 134                        | 41.30                     | 98                         | 81                 | 30                              | 0            | 0              | 1                   | 0                   |  |
| UT                        | ABILENE        | 85                 | 61                 | 91              | 54             | 73      | 8                        | 0.00                 | -0.66                    | 0.00                        | 3.91                      | 77                         | 18.06                     | 81                         | 74                 | 39                              | 1            | 0              | 0                   | 0                   |  |
|                           | AMARILLO       | 81                 | 49                 | 92              | 41             | 65      | 8                        | 0.00                 | -0.31                    | 0.00                        | 0.45                      | 13                         | 17.17                     | 95                         | 69                 | 21                              | 1            | 0              | 0                   | 0                   |  |
|                           | AUSTIN         | 89                 | 64                 | 91              | 56             | 77      | 7                        | 0.00                 | -1.00                    | 0.00                        | 0.43                      | 6                          | 24.67                     | 82                         | 89                 | 34                              | 4            | 0              | 0                   | 0                   |  |
|                           | BEAUMONT       | 86                 | 58                 | 90              | 54             | 72      | 3                        | 0.00                 | -1.24                    | 0.00                        | 1.09                      | 9                          | 62.80                     | 119                        | 98                 | 41                              | 1            | 0              | 0                   | 0                   |  |
| VA                        | BROWNSVILLE    | 89                 | 70                 | 90              | 68             | 79      | 3                        | 0.45                 | -0.34                    | 0.42                        | 12.13                     | 132                        | 37.35                     | 159                        | 91                 | 56                              | 2            | 0              | 2                   | 0                   |  |
|                           | CORPUS CHRISTI | 89                 | 66                 | 91              | 63             | 77      | 4                        | 0.00                 | -0.70                    | 0.00                        | 5.71                      | 70                         | 25.50                     | 93                         | 97                 | 52                              | 4            | 0              | 0                   | 0                   |  |
|                           | DEL RIO        | 90                 | 68                 | 92              | 67             | 79      | 9                        | 0.01                 | -0.41                    | 0.01                        | 6.67                      | 147                        | 10.81                     | 61                         | 83                 | 39                              | 5            | 0              | 1                   | 0                   |  |
|                           | EL PASO        | 88                 | 58                 | 93              | 56             | 73      | 9                        | 0.00                 | -0.12                    | 0.00                        | 0.53                      | 26                         | 5.84                      | 76                         | 49                 | 15                              | 2            | 0              | 0                   | 0                   |  |
| WV                        | FORT WORTH     | 85                 | 65                 | 90              | 57             | 75      | 10                       | 0.00                 | -1.14                    | 0.00                        | 1.74                      | 27                         | 34.14                     | 110                        | 73                 | 39                              | 1            | 0              | 0                   | 0                   |  |
|                           | GALVESTON      | 82                 | 70                 | 85              | 67             | 76      | 3                        | 0.00                 | -1.22                    | 0.00                        | 5.64                      | 51                         | 43.14                     | 113                        | 97                 | 66                              | 0            | 0              | 0                   | 0                   |  |
|                           | HOUSTON        | 89                 | 60                 | 92              | 56             | 74      | 5                        | 0.00                 | -1.35                    | 0.00                        | 2.67                      | 28                         | 52.60                     | 121                        | 96                 | 35                              | 3            | 0              | 0                   | 0                   |  |
|                           | LUBBOCK        | 85                 | 53                 | 94              | 46             | 69      | 10                       | 0.03                 | -0.29                    | 0.03                        | 2.88                      | 74                         | 18.76                     | 113                        | 72                 | 23                              | 3            | 0              | 1                   | 0                   |  |
| WI                        | MIDLAND        | 83                 | 58                 | 90              | 50             | 71      | 7                        | 0.00                 | -0.23                    | 0.00                        | 4.28                      | 155                        | 8.87                      | 74                         | 86                 | 35                              | 2            | 0              | 0                   | 0                   |  |
|                           | SAN ANGELO     | 87                 | 58                 | 92              | 50             | 72      | 8                        | 0.00                 | -0.54                    | 0.00                        | 5.15                      | 112                        | 13.26                     | 71                         | 83                 | 37                              | 2            | 0              | 0                   | 0                   |  |
|                           | SAN ANTONIO    | 88                 | 67                 | 90              | 59             | 77      | 8                        | 0.00                 | -0.88                    | 0.00                        | 1.51                      | 21                         | 19.65                     | 70                         | 89                 | 40                              | 1            | 0              | 0                   | 0                   |  |
|                           | VICTORIA       | 91                 | 59                 | 93              | 54             | 75      | 5                        | 0.00                 | -0.91                    | 0.00                        | 2.50                      | 31                         | 31.80                     | 91                         | 100                | 40                              | 4            | 0              | 0                   | 0                   |  |
| WY                        | WACO           | 85                 | 64                 | 90              | 50             | 75      | 9                        | 0.00                 | -1.09                    | 0.00                        | 1.34                      | 20                         | 32.71                     | 108                        | 81                 | 39                              | 2            | 0              | 0                   | 0                   |  |
|                           | WICHITA FALLS  | 88                 | 58                 | 95              | 48             | 73      | 11                       | 0.00                 | -0.69                    | 0.00                        | 0.37                      | 6                          | 24.91                     | 102                        | 76                 | 29                              | 3            | 0              | 0                   | 0                   |  |
|                           | SALT LAKE CITY | 68                 | 46                 | 78              | 40             | 57      | 5                        | 0.00                 | -0.28                    | 0.00                        | 1.20                      | 56                         | 12.05                     | 95                         | 73                 | 35                              | 0            | 0              | 0                   | 0                   |  |
|                           | LYNCHBURG      | 76                 | 40                 | 78              | 36             | 58      | 4                        | 0.00                 | -0.66                    | 0.00                        | 4.32                      | 65                         | 34.19                     | 96                         | 96                 | 32                              | 0            | 0              | 0                   | 0                   |  |
| WY                        | NORFOLK        | 73                 | 52                 | 77              | 46             | 63      | 2                        | 0.00                 | -0.82                    | 0.00                        | 4.89                      | 56                         | 47.26                     | 111                        | 89                 | 42                              | 0            | 0              | 0                   | 0                   |  |
|                           | RICHMOND       | 78                 | 45                 | 81              | 42             | 61      | 4                        | 0.00                 | -0.73                    | 0.00                        | 3.93                      | 52                         | 47.00                     | 122                        | 87                 | 32                              | 0            | 0              | 0                   | 0                   |  |
|                           | ROANOKE        | 75                 | 42                 | 79              | 39             | 59      | 2                        | 0.00                 | -0.59                    | 0.00                        | 9.35                      | 141                        | 35.91                     | 98                         | 91                 | 31                              | 0            | 0              | 0                   | 0                   |  |
|                           | WASH/DULLES    | 75                 | 40                 | 82              | 34             | 57      | 3                        | 0.00                 | -0.81                    | 0.00                        | 4.26                      | 60                         | 31.43                     | 86                         | 90                 | 30                              | 0            | 0              | 0                   | 0                   |  |
| WY                        | BURLINGTON     | 67                 | 43                 | 78              | 34             | 55      | 8                        | 0.20                 | -0.63                    | 0.12                        | 4.65                      | 67                         | 34.33                     | 107                        | 89                 | 39                              | 0            | 0              | 2                   | 0                   |  |
|                           | OLYMPIA        | 59                 | 39                 | 65              | 31             | 49      | 1                        | 0.87                 | -0.50                    | 0.30                        | 4.28                      | 71                         | 31.08                     | 92                         | 99                 | 63                              | 0            | 2              | 4                   | 0                   |  |
|                           | QUILLAYUTE     | 58                 | 41                 | 62              | 35             | 50      | 1                        | 2.51                 | -0.28                    | 1.04                        | 15.09                     | 115                        | 74.74                     | 106                        | 96                 | 66                              | 0            | 0              | 6                   | 2                   |  |
|                           | SEATTLE-TACOMA | 57                 | 47                 | 65              | 43             | 52      | 1                        | 0.59                 | -0.47                    | 0.36                        | 2.46                      | 52                         | 21.89                     | 82                         | 93                 | 58                              | 0            | 0              | 3                   | 0                   |  |
| WY                        | SPOKANE        | 57                 | 38                 | 74              | 30             | 48      | 3                        | 0.22                 | -0.16                    | 0.22                        | 0.83                      | 49                         | 8.68                      | 73                         | 93                 | 51                              | 0            | 2              | 1                   | 0                   |  |
|                           | YAKIMA         | 62                 | 31                 | 77              | 25             | 47      | 0                        | 0.01                 | -0.17                    | 0.01                        | 0.28                      | 38                         | 4.02                      | 71                         | 85                 | 35                              | 0            | 4              | 1                   | 0                   |  |
|                           | EAU CLAIRE     | 67                 | 43                 | 83              | 31             | 55      | 10                       | 0.00                 | -0.47                    | 0.00                        | 2.24                      | 38                         | 32.26                     | 109                        | 79                 | 35                              | 0            | 1              | 0                   | 0                   |  |
|                           | GREEN BAY      | 68                 | 42                 | 81              | 29             | 55      | 9                        | 0.07                 | -0.50                    | 0.05                        | 1.55                      | 28                         | 27.82                     | 100                        | 75                 | 32                              | 0            | 3              | 2                   | 0                   |  |
| WY                        | LA CROSSE      | 68                 | 44                 | 83              | 30             | 56      | 7                        | 0.46                 | -0.04                    | 0.46                        | 2.26                      | 39                         | 28.83                     | 91                         | 76                 | 33                              | 0            | 1              | 1                   | 0                   |  |
|                           | MADISON        | 67                 | 42                 | 79              | 31             | 54      | 7                        | 0.15                 | -0.45                    | 0.15                        | 5.73                      | 99                         | 41.60                     | 126                        | 80                 | 35                              | 0            | 1              | 1                   | 0                   |  |
|                           | MILWAUKEE      | 68                 | 47                 | 81              | 36             | 58      | 7                        | 0.25                 | -0.33                    | 0.14                        | 3.42                      | 62                         | 35.28                     | 117                        | 70                 | 34                              | 0            | 0              | 2                   | 0                   |  |
|                           | BECKLEY        | 73                 | 42                 | 95              | 37             | 58      | 6                        | 0.23                 | -0.39                    | 0.23                        | 6.02                      | 109                        | 31.96                     | 86                         |                    |                                 |              |                |                     |                     |  |

## September U.S. Historical Perspective

### Historical Perspective

*Data provided by NOAA/NCEI*

**Note:** Operational climate monitoring activities at the National Centers for Environmental Information (NCEI), based in Asheville, North Carolina, were severely disrupted by record flooding, employee displacement, loss of water and electricity, and communication outages related to Hurricane Helene. Currently, most NCEI products and services are available, although some updates are still in progress. The release of the September U.S. monthly climate report, originally scheduled for Tuesday, October 8, was delayed more than 2 weeks. The October report is still scheduled for release on Friday, November 8.

**Summary:** According to preliminary information provided by the National Centers for Environmental Information, it was the nation's second-warmest, 40th-driest September during the 130-year period of record. Across the Lower 48 States, the September average temperature of 68.63°F was 3.78°F above the 1901-2000 mean. Only September 1998, with an average temperature of 68.95°F, was warmer.

The U.S. has had a remarkable run of warm September weather, with the country last reporting an average temperature below the 20th century mean in 2006. In fact, seven of the ten highest September average temperature values on record have occurred in the last 10 years.

#### Ten Highest September U.S. Average Temperatures

| <u>Rank</u> | <u>Year</u> | <u>Value</u> | <u>Departure</u> |
|-------------|-------------|--------------|------------------|
| 1.          | 1998        | 68.95°F      | +4.10°F          |
| <b>2.</b>   | <b>2024</b> | <b>68.63</b> | <b>+3.78</b>     |
| 3.          | 2015        | 68.50        | +3.65            |
| 4.          | 2019        | 68.41        | +3.56            |
| 5.          | 1931        | 68.11        | +3.26            |
| 6.          | 2022        | 68.02        | +3.17            |
| 7.          | 2021        | 67.78        | +2.93            |
| 8.          | 2023        | 67.73        | +2.88            |
| 9.          | 1933        | 67.71        | +2.86            |
| 10.         | 2018        | 67.51        | +2.66            |

Note: Departures are compared to a 1901-2000 base period.

Meanwhile, the nation's average September precipitation of 2.23 inches was slightly below the 1901-2000 mean of 2.46 inches. If not for the late-month Southeastern deluge associated with Hurricane Helene, September would have been much drier on a regional and national scale.

In fact, state precipitation rankings indicated that it was the driest September on record in Nebraska, Minnesota, and Iowa, with respective statewide averages of 0.31, 0.55, and 0.72 inches. The previous record in Nebraska, 0.42 inch, had been set in 1899. Minnesota's previous record of 0.61 inch had been set in 1952 and tied in 2012. Iowa's driest September had been set in 1939, with 0.84 inch.

Additionally, September precipitation totals were among the ten lowest values on record in four Northeastern States (Connecticut, Delaware, Maine, and New Jersey) and three Midwestern States (Michigan, South Dakota and Wisconsin).

In contrast, top-ten values for September wetness were observed in Georgia, Kentucky, North Carolina, and Tennessee (figure 1). Most of the September rainfall in those states fell late in the month in conjunction with Hurricane Helene and a precursor heavy-rain event.

September was also a very warm month, with all the Lower 48 States noting a monthly average temperature in the upper (warm) half of the historical distribution. Arkansas, with its 55th-warmest September in the last 130 years, was the "coolest" state.

Indeed, it was the warmest September on record in Arizona, Minnesota, North Dakota, South Dakota, and Wyoming (figure 2). Minnesota achieved the feat of experiencing its warmest, driest September on record. With a monthly average temperature of 65.2°F, Minnesota was 8.4°F above the 20th century mean, easily eclipsing the September 2015 standard of 63.8°F. In North Dakota and South Dakota, previous September average temperature records had been set 127 years ago, in 1897.

Top-ten values for September warmth were observed in 14 additional states, encompassing the western U.S., along with Florida, Maine, Michigan, Nebraska, and Wisconsin.

Figure 1

## Statewide Average Temperature Ranks

September 2024

Ranking Period: 1895-2024

NOAA's National Centers for Environmental Information

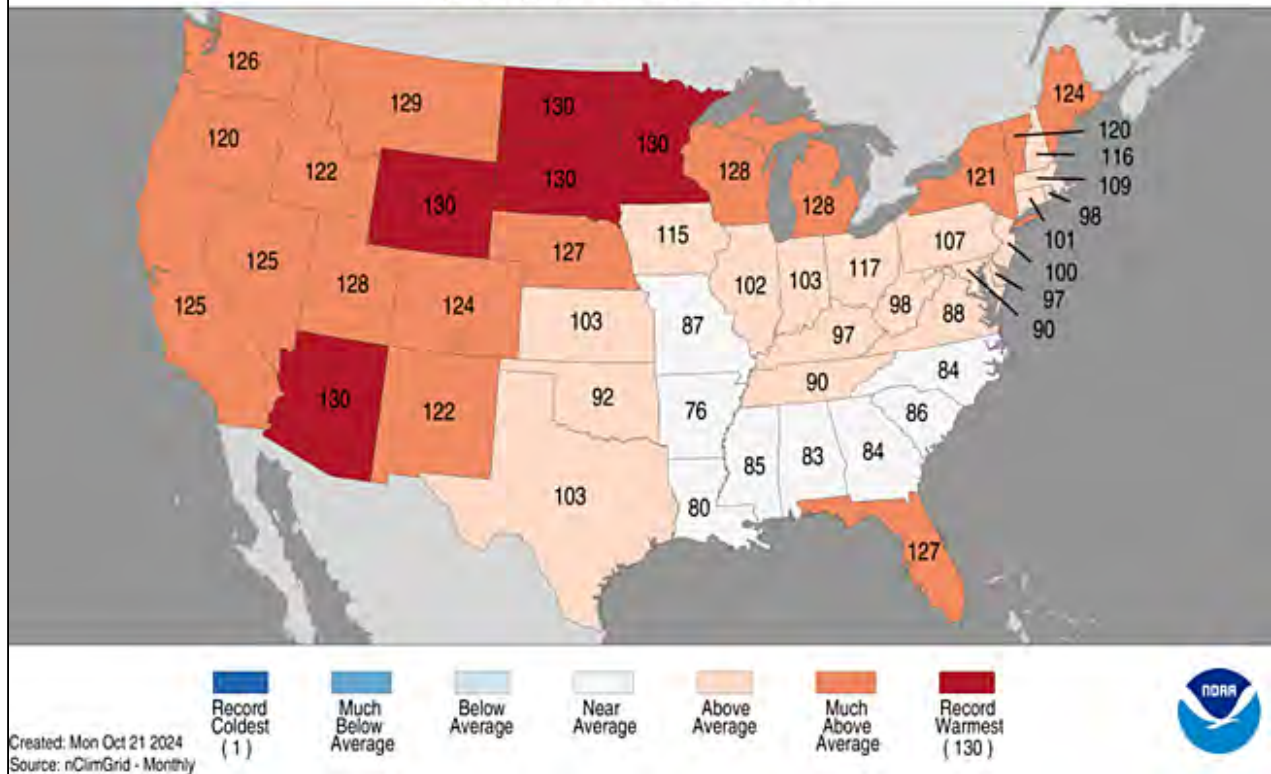


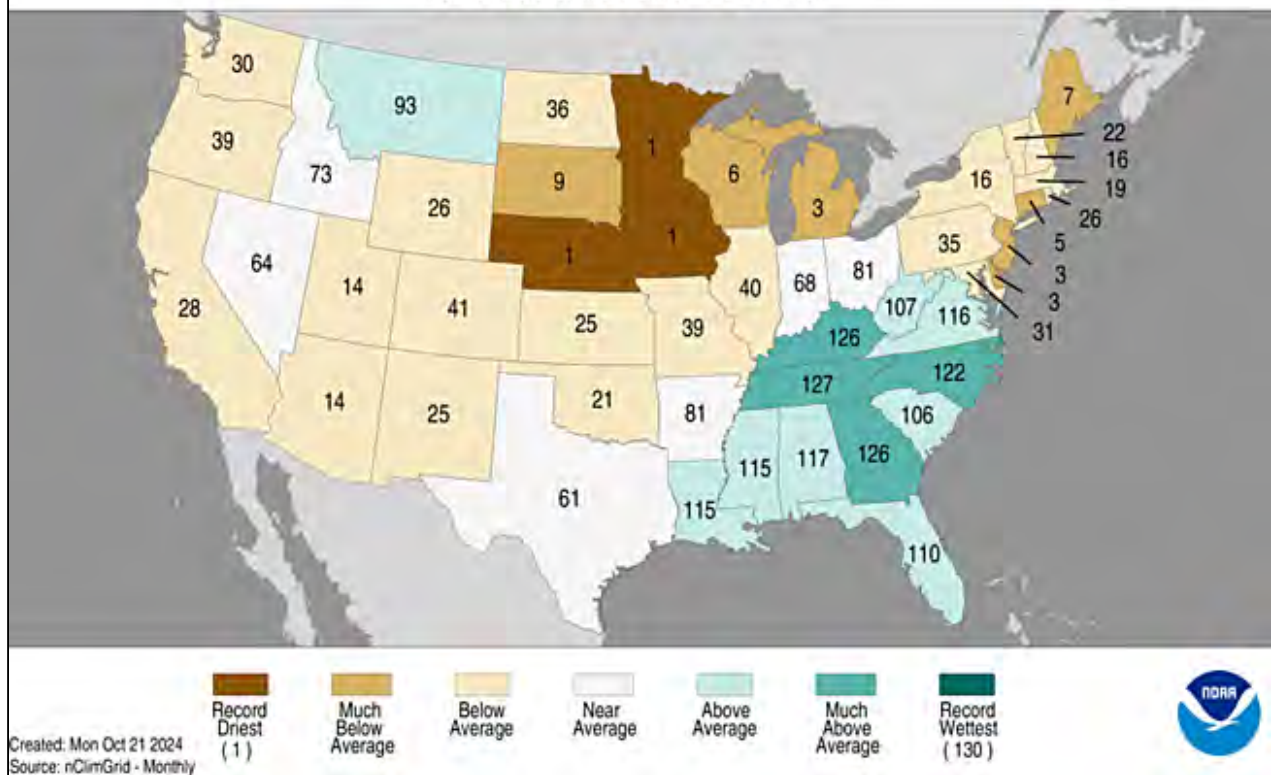
Figure 2

## Statewide Precipitation Ranks

September 2024

Ranking Period: 1895-2024

NOAA's National Centers for Environmental Information



## National Agricultural Summary

October 21 – 27, 2024

*Weekly National Agricultural Summary provided by USDA/NASS*

### HIGHLIGHTS

**Most of the nation was drier than normal, while parts of Oregon, the Plains, and Rockies recorded at least twice the normal amount of weekly precipitation. Some locations in the coastal Pacific Northwest recorded at least 3 inches of rain during the week. Meanwhile, most of the country was warmer than normal. Parts of the Midwest,**

**Mississippi Valley, Plains, and Southwest, as well as some locations in New England and the Rockies, recorded temperatures 9°F or more above normal. In contrast, parts of the Pacific Northwest were cooler than normal. A few locations in Oregon and northern California recorded temperatures 3°F or more below normal.**

**Corn:** Eighty-one percent of the 2024 corn acreage was harvested by week's end, 13 percentage points ahead of last year and 17 points ahead of the 5-year average. During the week, corn harvesting advanced 12 percentage points or more in 11 of the 18 estimating states. Corn harvest progress was at or ahead of the 5-year average pace in 17 of the 18 estimating states.

**Soybeans:** Soybean harvest across the nation was 89 percent complete by October 27, seven percentage points ahead of last year and 11 points ahead of the 5-year average. Soybean harvest progress was ahead of the 5-year average pace in all 18 estimating states.

**Winter Wheat:** Nationwide, producers had sown 80 percent of the intended 2025 winter wheat acreage by October 27, two percentage points behind last year and 4 points behind the 5-year average. Winter wheat planting progress advanced by 25 percentage points for the week in Illinois. Nationwide, 56 percent of the winter wheat acreage had emerged by October 27, five percentage points behind both last year and the 5-year average. During the week, winter wheat emergence advanced 11 percentage points or more in ten of the 18 estimating states. As of October 27, thirty-eight percent of the 2025 winter wheat acreage was reported in good to excellent condition, 9 percentage points below the same time last year.

**Cotton:** By October 27, ninety-seven percent of the nation's cotton had open bolls, 5 percentage points ahead of last year and 3 points ahead of the 5-year average. By October 27, fifty-two percent of the nation's cotton acreage was harvested, 5 percentage points ahead of last year and 6 points ahead of the 5-year average. During the week, cotton harvesting

advanced 10 percentage points or more in 11 of the 15 estimating states. Cotton harvest progress was ahead of the 5-year average pace in 13 of the 15 estimating states. On October 27, thirty-three percent of the 2024 cotton acreage was rated in good to excellent condition, 4 percentage points below the previous week but 4 points above the previous year.

**Sorghum:** Seventy-five percent of the 2024 sorghum acreage had been harvested by October 27, one percentage point ahead of last year and 2 points ahead of the 5-year average. During the week, sorghum harvest advanced 11 percentage points or more in four of the six estimating states.

**Other Crops:** Fifty-nine percent of the nation's peanut acreage was harvested as of October 27, six percentage points behind last year and 8 points behind the 5-year average. During the week, peanut harvest advanced 12 percentage points or more in all eight estimating states. On October 27, forty-nine percent of the nation's peanut acreage was rated in good to excellent condition, 2 percentage points below the previous week but 1 point above the same time last year.

By October 27, sugarbeet producers had harvested 83 percent of the nation's crop, two percentage points ahead of last year and 5 points ahead of the 5-year average. Sugarbeet harvest in Idaho advanced 28 percentage points during the week.

By October 27, forty-seven percent of this year's sunflower crop was harvested, 11 percentage points ahead of last year and 7 points ahead of the 5-year average. Sunflower harvest advanced 15 percentage points or more during the week in all four estimating states. Sunflower harvest progress was ahead of the 5-year average pace in all four estimating states.

**Crop Progress and Condition****Week Ending October 27, 2024**

Accessible Data Available from USDA/NASS

| Cotton Percent Bolls Opening                                  |              |              |                |             |
|---|--------------|--------------|----------------|-------------|
|   | Prev<br>Year | Prev<br>Week | Oct 27<br>2024 | 5-Yr<br>Avg |
| AL  | 96           | 96           | 97             | 96          |
| AZ  | 100          | 99           | 100            | 100         |
| AR  | 100          | 100          | 100            | 100         |
| CA  | 89           | 90           | 95             | 94          |
| GA  | 94           | 94           | 97             | 94          |
| KS  | 100          | 97           | 98             | 95          |
| LA  | 100          | 100          | 100            | 100         |
| MS  | 100          | 100          | 100            | 99          |
| MO  | 98           | 99           | 100            | 99          |
| NC  | 99           | 96           | 98             | 98          |
| OK  | 96           | 99           | 100            | 96          |
| SC  | 95           | 100          | 100            | 97          |
| TN  | 97           | 97           | 99             | 97          |
| TX  | 88           | 92           | 95             | 92          |
| VA  | 98           | 100          | 100            | 99          |
| 15 Sts  | 92           | 94           | 97             | 94          |
| These 15 States planted 99%<br>of last year's cotton acreage. |              |              |                |             |

| Cotton Percent Harvested  |              |              |                |             |
|---|--------------|--------------|----------------|-------------|
|   | Prev<br>Year | Prev<br>Week | Oct 27<br>2024 | 5-Yr<br>Avg |
| AL  | 50           | 45           | 58             | 46          |
| AZ  | 32           | 70           | 71             | 36          |
| AR  | 83           | 68           | 85             | 75          |
| CA  | 24           | 25           | 35             | 40          |
| GA  | 29           | 29           | 39             | 37          |
| KS  | 34           | 40           | 44             | 22          |
| LA  | 97           | 80           | 90             | 89          |
| MS  | 80           | 74           | 83             | 70          |
| MO  | 76           | 51           | 68             | 55          |
| NC  | 32           | 13           | 27             | 38          |
| OK  | 30           | 20           | 30             | 26          |
| SC  | 23           | 35           | 45             | 31          |
| TN  | 57           | 53           | 66             | 51          |
| TX  | 42           | 43           | 48             | 43          |
| VA  | 41           | 43           | 54             | 43          |
| 15 Sts  | 47           | 44           | 52             | 46          |
| These 15 States harvested 98%<br>of last year's cotton acreage. |              |              |                |             |

| Cotton Condition by Percent |    |    |    |    |    |
|-----------------------------|----|----|----|----|----|
|                             | VP | P  | F  | G  | EX |
| AL                          | 3  | 18 | 39 | 39 | 1  |
| AZ                          | 0  | 1  | 0  | 50 | 49 |
| AR                          | 0  | 4  | 23 | 53 | 20 |
| CA                          | 0  | 0  | 0  | 70 | 30 |
| GA                          | 5  | 18 | 42 | 28 | 7  |
| KS                          | 5  | 17 | 35 | 37 | 6  |
| LA                          | 0  | 3  | 19 | 76 | 2  |
| MS                          | 3  | 9  | 45 | 37 | 6  |
| MO                          | 3  | 6  | 22 | 69 | 0  |
| NC                          | 2  | 11 | 22 | 58 | 7  |
| OK                          | 15 | 12 | 53 | 20 | 0  |
| SC                          | 2  | 7  | 35 | 52 | 4  |
| TN                          | 16 | 19 | 28 | 31 | 6  |
| TX                          | 22 | 28 | 28 | 20 | 2  |
| VA                          | 0  | 8  | 22 | 64 | 6  |
| 15 Sts                      | 15 | 21 | 31 | 29 | 4  |
| Prev Wk                     | 15 | 18 | 30 | 31 | 6  |
| Prev Yr                     | 23 | 19 | 29 | 24 | 5  |

| Corn Percent Harvested  |              |              |                |             |
|---|--------------|--------------|----------------|-------------|
|   | Prev<br>Year | Prev<br>Week | Oct 27<br>2024 | 5-Yr<br>Avg |
| CO  | 61           | 46           | 58             | 59          |
| IL  | 78           | 67           | 87             | 73          |
| IN  | 52           | 61           | 77             | 58          |
| IA  | 73           | 68           | 84             | 63          |
| KS  | 87           | 83           | 89             | 84          |
| KY  | 83           | 82           | 87             | 87          |
| MI  | 28           | 45           | 62             | 35          |
| MN  | 71           | 66           | 85             | 63          |
| MO  | 81           | 80           | 86             | 77          |
| NE  | 72           | 63           | 79             | 67          |
| NC  | 97           | 94           | 97             | 96          |
| ND  | 54           | 47           | 71             | 52          |
| OH  | 26           | 51           | 72             | 38          |
| PA  | 34           | 41           | 50             | 44          |
| SD  | 57           | 56           | 78             | 59          |
| TN  | 91           | 94           | 96             | 93          |
| TX  | 92           | 99           | 99             | 91          |
| WI  | 32           | 44           | 65             | 35          |
| 18 Sts  | 68           | 65           | 81             | 64          |
| These 18 States harvested 93%<br>of last year's corn acreage. |              |              |                |             |

| Soybeans Percent Harvested                                       |              |              |                |             |
|--|--------------|--------------|----------------|-------------|
|  | Prev<br>Year | Prev<br>Week | Oct 27<br>2024 | 5-Yr<br>Avg |
| AR   | 88           | 82           | 87             | 77          |
| IL   | 86           | 76           | 90             | 80          |
| IN   | 75           | 75           | 87             | 75          |
| IA   | 91           | 91           | 96             | 86          |
| KS   | 77           | 70           | 84             | 70          |
| KY   | 59           | 54           | 64             | 59          |
| LA   | 99           | 94           | 97             | 96          |
| MI   | 52           | 80           | 91             | 60          |
| MN   | 92           | 95           | 98             | 89          |
| MS   | 96           | 90           | 95             | 88          |
| MO   | 71           | 61           | 75             | 57          |
| NE   | 89           | 85           | 94             | 91          |
| NC   | 32           | 31           | 37             | 34          |
| ND   | 92           | 89           | 95             | 82          |
| OH   | 75           | 78           | 90             | 74          |
| SD   | 93           | 91           | 96             | 87          |
| TN   | 69           | 69           | 77             | 62          |
| WI   | 75           | 93           | 96             | 73          |
| 18 Sts   | 82           | 81           | 89             | 78          |
| These 18 States harvested 96%<br>of last year's soybean acreage. |              |              |                |             |

| Sorghum Percent Harvested  |              |              |                |             |
|--|--------------|--------------|----------------|-------------|
|  | Prev<br>Year | Prev<br>Week | Oct 27<br>2024 | 5-Yr<br>Avg |
| CO   | 61           | 40           | 58             | 65          |
| KS   | 66           | 53           | 67             | 62          |
| NE   | 65           | 57           | 71             | 66          |
| OK   | 58           | 48           | 57             | 59          |
| SD   | 74           | 70           | 81             | 67          |
| TX   | 99           | 97           | 99             | 98          |
| 6 Sts  | 74           | 64           | 75             | 73          |
| These 6 States harvested 100%<br>of last year's sorghum acreage. |              |              |                |             |

| Sunflowers Percent Harvested                                      |              |              |                |             |
|---|--------------|--------------|----------------|-------------|
|   | Prev<br>Year | Prev<br>Week | Oct 27<br>2024 | 5-Yr<br>Avg |
| CO  | 70           | 58           | 73             | 61          |
| KS  | 73           | 48           | 67             | 58          |
| ND  | 34           | 28           | 46             | 40          |
| SD  | 31           | 27           | 42             | 36          |
| 4 Sts   | 36           | 30           | 47             | 40          |
| These 4 States harvested 87%<br>of last year's sunflower acreage. |              |              |                |             |

## Crop Progress and Condition

Week Ending October 27, 2024

| Peanuts Percent Harvested                                      |              |              |                |             |
|--|--------------|--------------|----------------|-------------|
|  | Prev<br>Year | Prev<br>Week | Oct 27<br>2024 | 5-Yr<br>Avg |
| AL   | 77           | 51           | 63             | 72          |
| FL   | 81           | 65           | 78             | 82          |
| GA   | 63           | 40           | 55             | 69          |
| NC   | 63           | 40           | 55             | 62          |
| OK   | 50           | 30           | 43             | 52          |
| SC   | 58           | 48           | 66             | 60          |
| TX   | 46           | 35           | 50             | 41          |
| VA   | 81           | 70           | 84             | 77          |
| 8 Sts  | 65           | 44           | 59             | 67          |
| These 8 States harvested 96%<br>of last year's peanut acreage. |              |              |                |             |

| Peanut Condition by<br>Percent |    |    |    |    |    |
|--------------------------------|----|----|----|----|----|
|                                | VP | P  | F  | G  | EX |
| AL                             | 2  | 10 | 41 | 47 | 0  |
| FL                             | 1  | 11 | 62 | 26 | 0  |
| GA                             | 2  | 12 | 38 | 41 | 7  |
| NC                             | 2  | 5  | 17 | 67 | 9  |
| OK                             | 5  | 9  | 24 | 60 | 2  |
| SC                             | 3  | 6  | 31 | 55 | 5  |
| TX                             | 1  | 3  | 46 | 47 | 3  |
| VA                             | 0  | 0  | 10 | 68 | 22 |
| 8 Sts                          | 2  | 10 | 39 | 44 | 5  |
| Prev Wk                        | 2  | 9  | 38 | 46 | 5  |
| Prev Yr                        | 4  | 9  | 39 | 43 | 5  |

| Sugarbeets Percent Harvested                                      |              |              |                |             |
|---|--------------|--------------|----------------|-------------|
|   | Prev<br>Year | Prev<br>Week | Oct 27<br>2024 | 5-Yr<br>Avg |
| ID  | 65           | 39           | 67             | 72          |
| MI  | 29           | 31           | 38             | 47          |
| MN  | 98           | 90           | 98             | 87          |
| ND  | 96           | 88           | 95             | 85          |
| 4 Sts   | 81           | 71           | 83             | 78          |
| These 4 States harvested 86%<br>of last year's sugarbeet acreage. |              |              |                |             |

| Winter Wheat Percent Planted  |              |              |                |             |
|---|--------------|--------------|----------------|-------------|
|   | Prev<br>Year | Prev<br>Week | Oct 27<br>2024 | 5-Yr<br>Avg |
| AR  | 49           | 34           | 48             | 52          |
| CA  | 24           | 20           | 30             | 25          |
| CO  | 98           | 96           | 99             | 98          |
| ID  | 99           | 90           | 94             | 97          |
| IL  | 85           | 60           | 85             | 79          |
| IN  | 68           | 59           | 72             | 74          |
| KS  | 89           | 78           | 87             | 88          |
| MI  | 65           | 77           | 89             | 79          |
| MO  | 61           | 45           | 59             | 55          |
| MT  | 91           | 75           | 88             | 91          |
| NE  | 100          | 98           | 99             | 99          |
| NC  | 30           | 14           | 24             | 27          |
| OH  | 83           | 77           | 88             | 87          |
| OK  | 74           | 55           | 59             | 81          |
| OR  | 78           | 83           | 93             | 85          |
| SD  | 96           | 92           | 95             | 98          |
| TX  | 72           | 65           | 70             | 75          |
| WA  | 97           | 98           | 100            | 96          |
| 18 Sts  | 82           | 73           | 80             | 84          |
| These 18 States planted 89%<br>of last year's winter wheat acreage. |              |              |                |             |

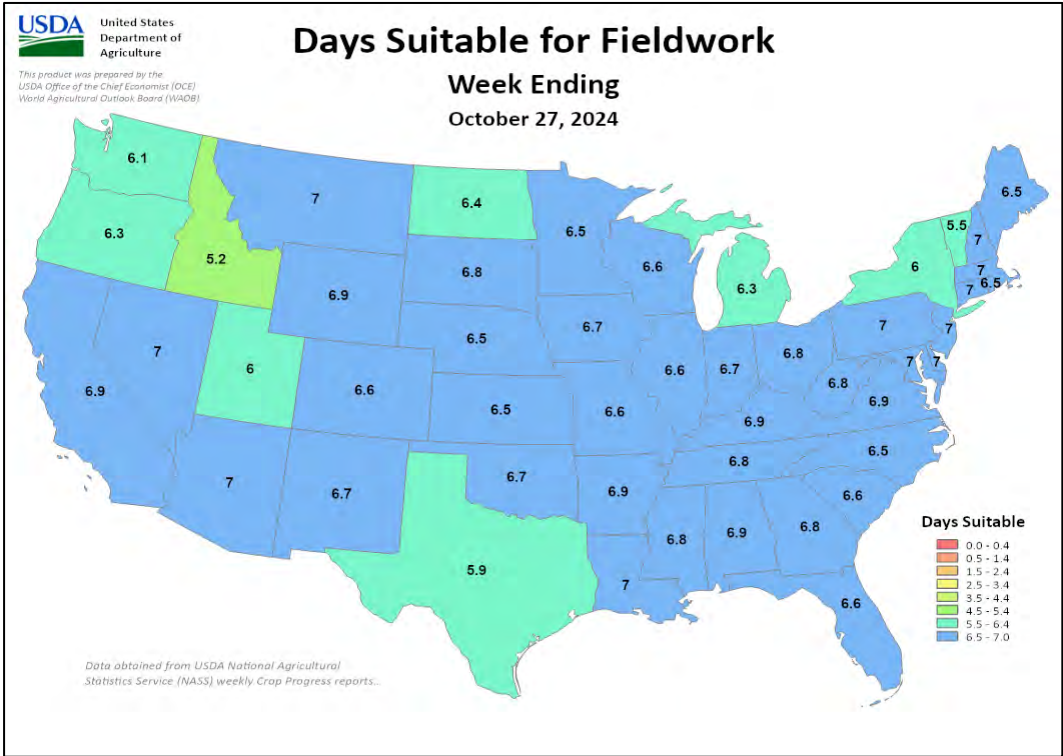
| Winter Wheat Percent Emerged  |              |              |                |             |
|---|--------------|--------------|----------------|-------------|
|   | Prev<br>Year | Prev<br>Week | Oct 27<br>2024 | 5-Yr<br>Avg |
| AR  | 27           | 16           | 23             | 31          |
| CA  | 9            | 4            | 10             | 8           |
| CO  | 79           | 62           | 74             | 76          |
| ID  | 72           | 53           | 69             | 71          |
| IL  | 55           | 33           | 55             | 48          |
| IN  | 36           | 26           | 40             | 43          |
| KS  | 66           | 48           | 63             | 63          |
| MI  | 54           | 49           | 65             | 60          |
| MO  | 30           | 15           | 26             | 31          |
| MT  | 73           | 67           | 72             | 69          |
| NE  | 93           | 77           | 81             | 90          |
| NC  | 13           | 8            | 11             | 12          |
| OH  | 50           | 36           | 52             | 59          |
| OK  | 53           | 32           | 36             | 62          |
| OR  | 43           | 47           | 58             | 42          |
| SD  | 76           | 60           | 66             | 78          |
| TX  | 52           | 40           | 46             | 52          |
| WA  | 72           | 74           | 89             | 72          |
| 18 Sts  | 61           | 46           | 56             | 61          |
| These 18 States planted 89%<br>of last year's winter wheat acreage. |              |              |                |             |

| Winter Wheat Condition by<br>Percent |    |    |    |    |    |
|--------------------------------------|----|----|----|----|----|
|                                      | VP | P  | F  | G  | EX |
| AR                                   | 23 | 30 | 37 | 10 | 0  |
| CA                                   | 0  | 0  | 10 | 75 | 15 |
| CO                                   | 9  | 14 | 26 | 49 | 2  |
| ID                                   | 0  | 2  | 52 | 40 | 6  |
| IL                                   | 4  | 6  | 39 | 47 | 4  |
| IN                                   | 2  | 4  | 27 | 53 | 14 |
| KS                                   | 6  | 14 | 42 | 33 | 5  |
| MI                                   | 0  | 5  | 34 | 48 | 13 |
| MO                                   | 1  | 6  | 38 | 50 | 5  |
| MT                                   | 1  | 9  | 73 | 17 | 0  |
| NE                                   | 9  | 20 | 37 | 31 | 3  |
| NC                                   | 1  | 7  | 28 | 59 | 5  |
| OH                                   | 1  | 3  | 25 | 58 | 13 |
| OK                                   | 4  | 29 | 46 | 20 | 1  |
| OR                                   | 3  | 9  | 28 | 44 | 16 |
| SD                                   | 3  | 13 | 40 | 40 | 4  |
| TX                                   | 14 | 21 | 35 | 26 | 4  |
| WA                                   | 7  | 15 | 29 | 41 | 8  |
| 18 Sts                               | 7  | 16 | 39 | 33 | 5  |
| Prev Wk                              | NA | NA | NA | NA | NA |
| Prev Yr                              | 7  | 11 | 35 | 39 | 8  |

Crop Progress and Condition  
Week Ending October 27, 2024

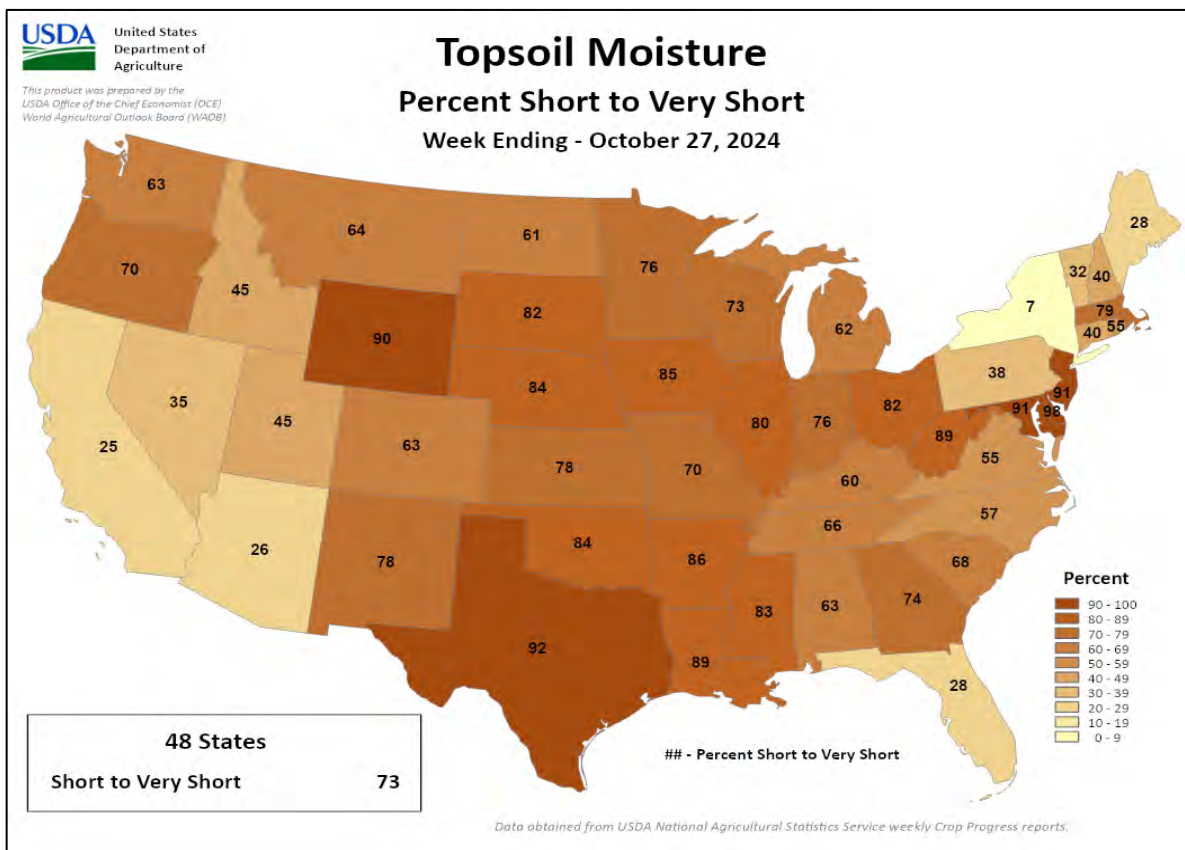
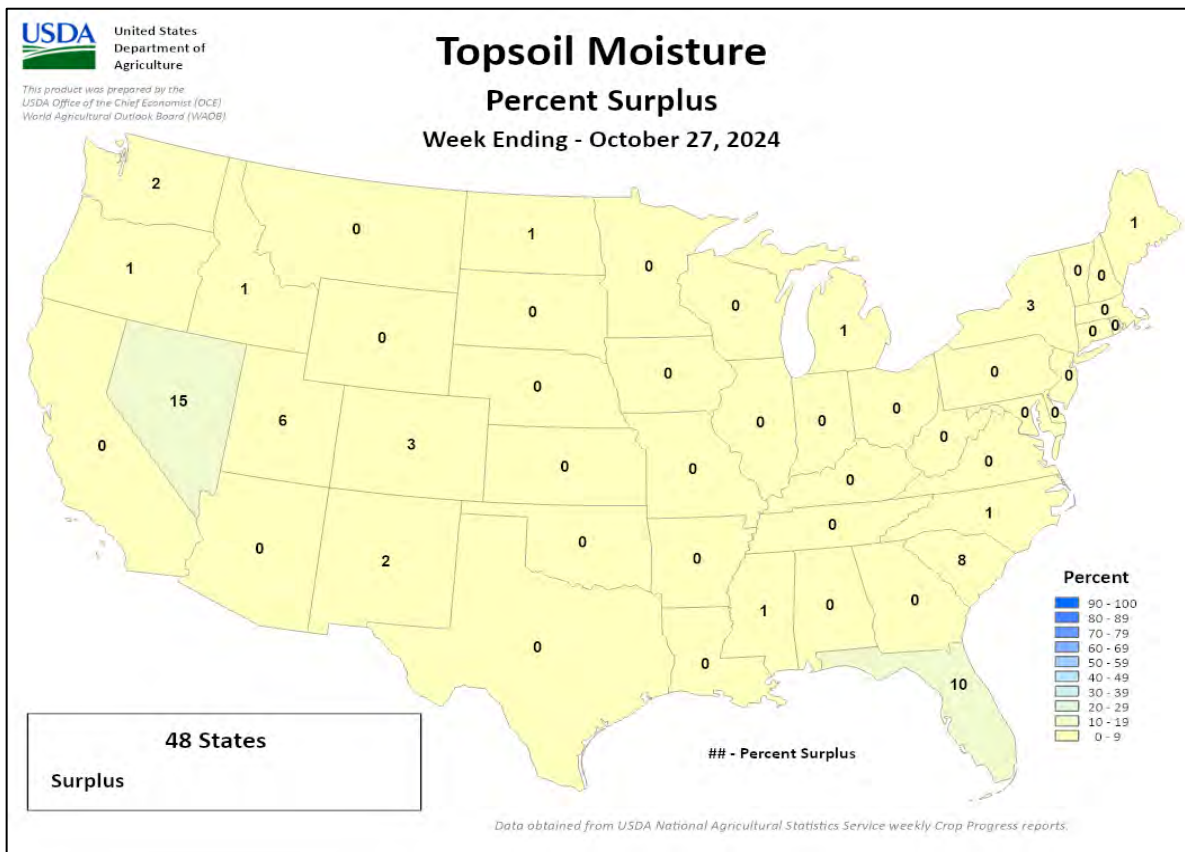
| Pasture and Range Condition by Percent<br>Week Ending Oct 27, 2024 |    |    |    |    |    |  |         |    |    |    |    |    |
|--|----|----|----|----|----|--|---------|----|----|----|----|----|
|  | VP | P  | F  | G  | EX |  | VP      | P  | F  | G  | EX |    |
| AL   | 12 | 22 | 42 | 24 | 0  |  | NH      | 0  | 0  | 80 | 20 | 0  |
| AZ   | 54 | 18 | 4  | 24 | 0  |  | NJ      | 20 | 22 | 40 | 14 | 4  |
| AR   | 28 | 35 | 22 | 15 | 0  |  | NM      | 17 | 35 | 30 | 9  | 9  |
| CA   | 15 | 20 | 35 | 30 | 0  |  | NY      | 3  | 9  | 35 | 35 | 18 |
| CO   | 7  | 20 | 33 | 35 | 5  |  | NC      | 0  | 5  | 39 | 54 | 2  |
| CT   | 0  | 0  | 80 | 20 | 0  |  | ND      | 20 | 22 | 30 | 27 | 1  |
| DE   | 20 | 42 | 26 | 8  | 4  |  | OH      | 33 | 38 | 24 | 5  | 0  |
| FL   | 2  | 7  | 24 | 48 | 19 |  | OK      | 21 | 31 | 41 | 7  | 0  |
| GA   | 18 | 28 | 35 | 18 | 1  |  | OR      | 20 | 36 | 25 | 16 | 3  |
| ID   | 7  | 33 | 25 | 34 | 1  |  | PA      | 3  | 9  | 36 | 44 | 8  |
| IL   | 19 | 20 | 38 | 22 | 1  |  | RI      | 0  | 0  | 45 | 55 | 0  |
| IN   | 10 | 27 | 39 | 23 | 1  |  | SC      | 14 | 30 | 42 | 14 | 0  |
| IA   | 13 | 34 | 34 | 17 | 2  |  | SD      | 30 | 24 | 30 | 16 | 0  |
| KS   | 16 | 30 | 37 | 16 | 1  |  | TN      | 18 | 33 | 35 | 13 | 1  |
| KY   | 12 | 22 | 29 | 35 | 2  |  | TX      | 27 | 36 | 26 | 10 | 1  |
| LA   | 8  | 22 | 40 | 29 | 1  |  | UT      | 3  | 7  | 30 | 54 | 6  |
| ME   | 0  | 0  | 25 | 74 | 1  |  | VT      | 3  | 5  | 89 | 3  | 0  |
| MD   | 43 | 14 | 29 | 13 | 1  |  | VA      | 6  | 22 | 40 | 30 | 2  |
| MA   | 0  | 0  | 50 | 50 | 0  |  | WA      | 54 | 23 | 13 | 10 | 0  |
| MI   | 12 | 29 | 31 | 23 | 5  |  | WV      | 51 | 45 | 4  | 0  | 0  |
| MN   | 11 | 20 | 37 | 29 | 3  |  | WI      | 12 | 23 | 42 | 21 | 2  |
| MS   | 18 | 28 | 32 | 18 | 4  |  | WY      | 14 | 16 | 45 | 25 | 0  |
| MO   | 10 | 34 | 35 | 21 | 0  |  | 48 Sts  | 24 | 27 | 30 | 17 | 2  |
| MT   | 34 | 27 | 36 | 3  | 0  |  |         |    |    |    |    |    |
| NE   | 37 | 26 | 24 | 12 | 1  |  | Prev Wk | 22 | 26 | 29 | 19 | 4  |
| NV   | 25 | 10 | 20 | 25 | 20 |  | Prev Yr | 16 | 21 | 30 | 29 | 4  |

VP - Very Poor; P - Poor;  
F - Fair;  
G - Good; EX - Excellent  
  
NA - Not Available  
\* Revised

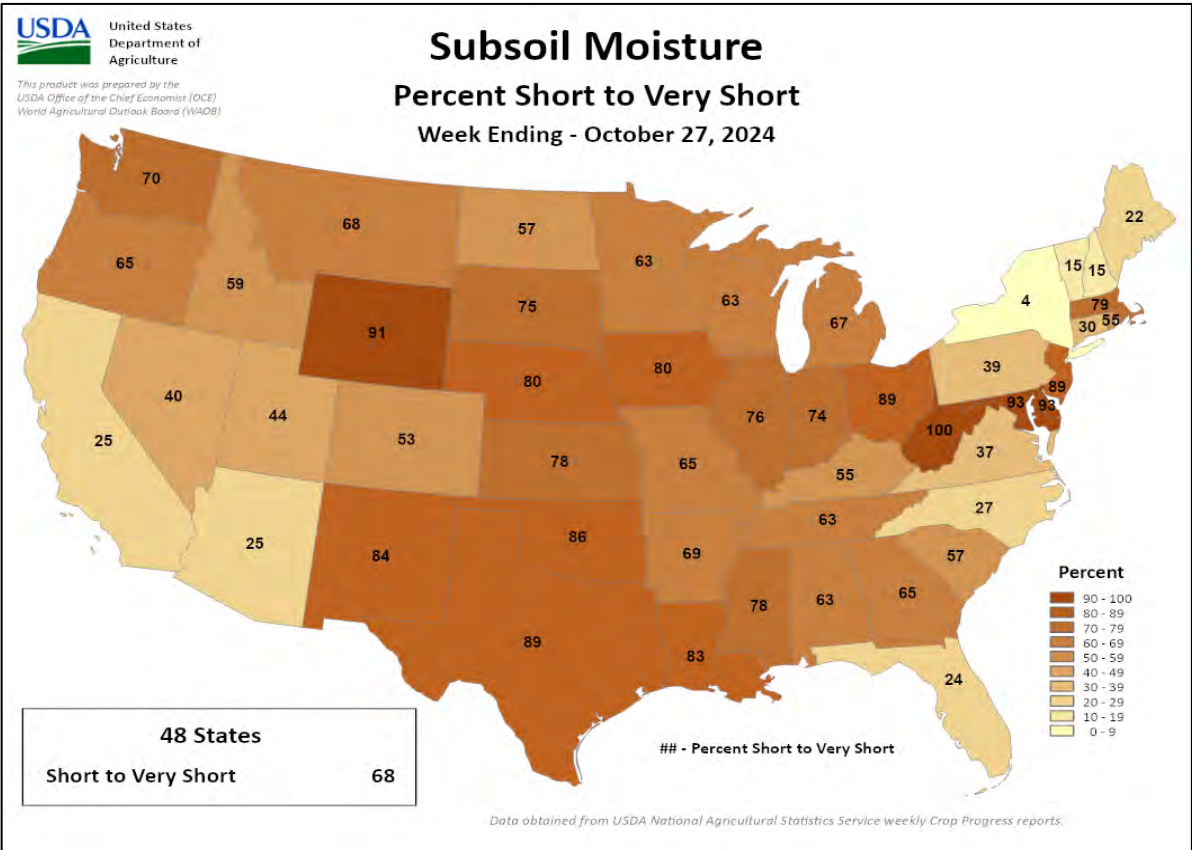
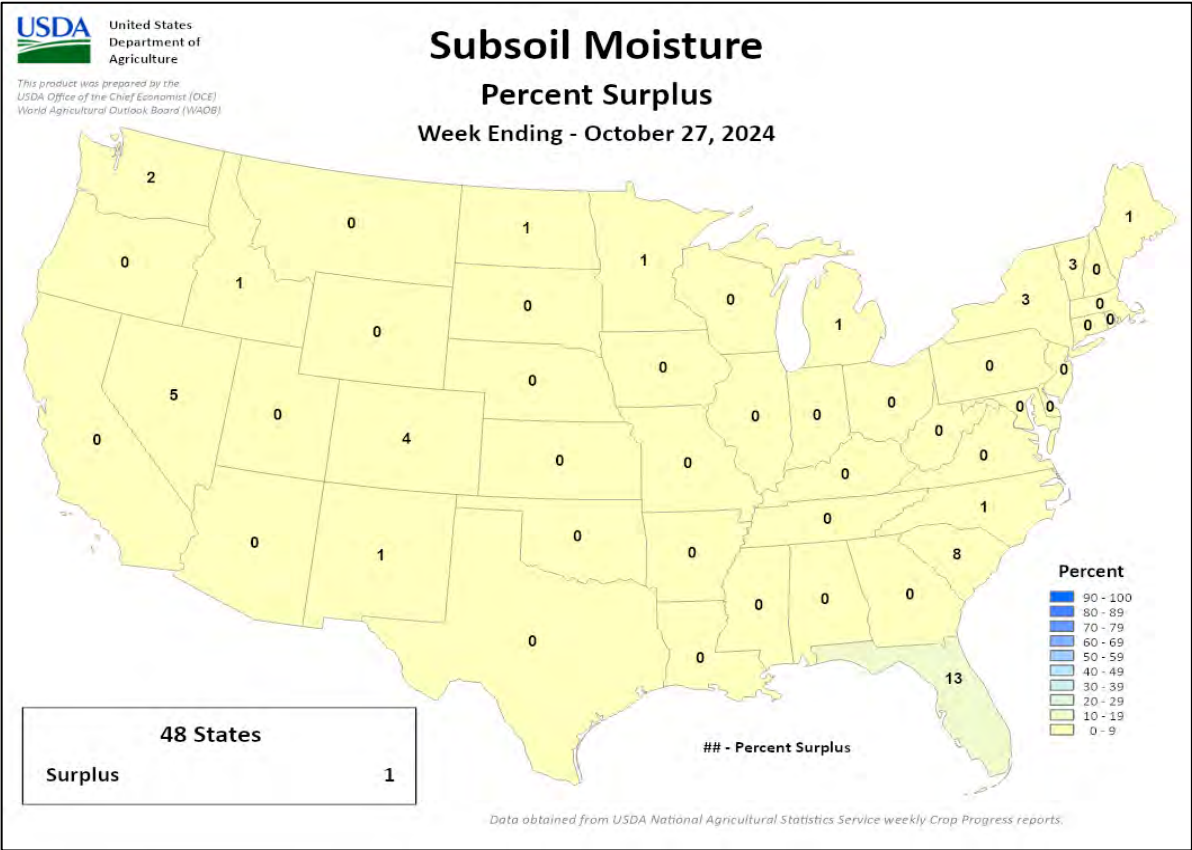


# Crop Progress and Condition

Week Ending October 27, 2024



Crop Progress and Condition  
Week Ending October 27, 2024



## International Weather and Crop Summary

October 20-26, 2024

*International Weather and Crop Highlights and Summaries provided by USDA/WAOB*

### HIGHLIGHTS

**EUROPE:** Additional moderate to heavy showers across western portions of the continent contrasted with dry conditions over eastern Europe.

**WESTERN FSU:** Drier weather returned to eastern Ukraine and western Russia following much-needed rain, though drought remained a significant concern for winter wheat.

**MIDDLE EAST:** Dry but cold weather prevailed across western and central portions of the region, while the first rain of the season arrived in southwestern and eastern Iran.

**SOUTH ASIA:** Severe Cyclonic Storm Dana brought unwelcome downpours to ripening rice in northeastern India.

**EAST ASIA:** Light to moderate showers benefited winter crops in eastern China.

**SOUTHEAST ASIA:** Severe Tropical Storm Trami brought downpours to much of the Philippines and parts of Vietnam.

**AUSTRALIA:** Mostly dry, seasonably warm weather aided winter crop harvesting in the north and summer crop sowing in the east.

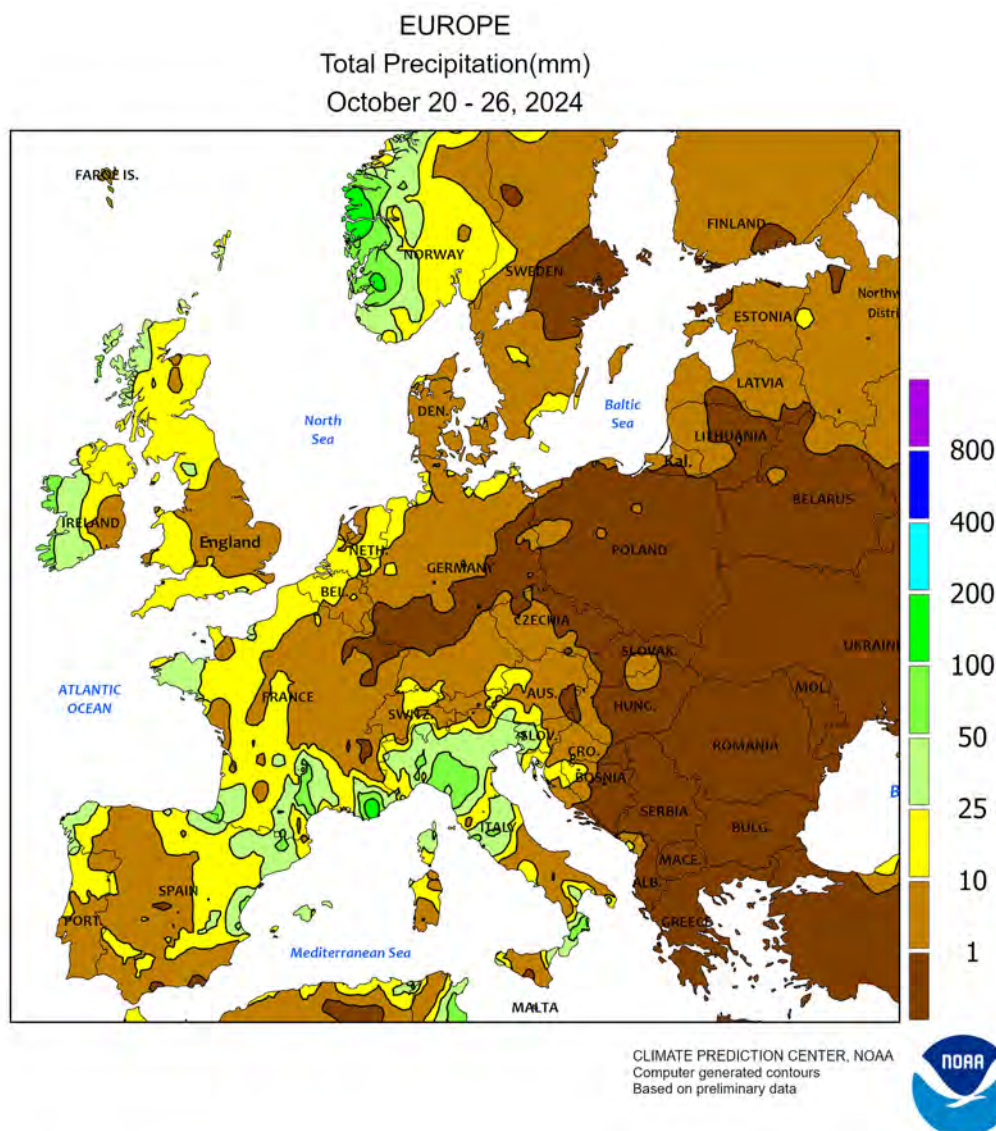
**SOUTH AFRICA:** Moderate to heavy showers benefited corn and other rain-fed summer crops.

**ARGENTINA:** Heavy rain soaked high-yielding farming areas of central Argentina.

**BRAZIL:** Seasonal showers intensified, encouraging a faster pace of soybean planting.

**MEXICO:** Beneficial rain continued along the Gulf Coast, while warm, dry weather persisted in the northwestern watersheds.



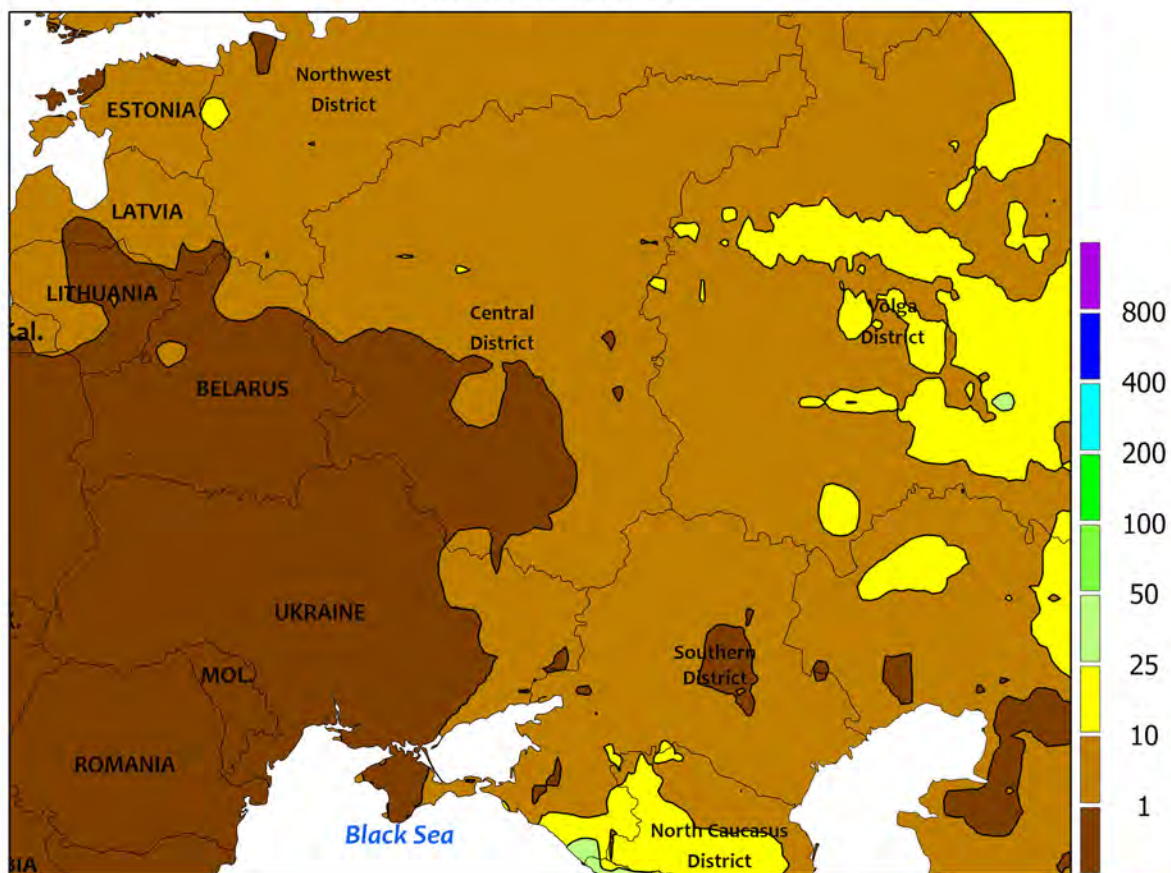


### EUROPE

Widespread moderate to heavy showers continued across much of western Europe, while increasingly dry but chilly conditions lingered in southeastern croplands. The recent protracted stretch of wet weather persisted in England, France, Spain, and Italy, with highly variable rainfall (2-100 mm) maintaining adequate to excessive soil moisture for winter crops but further delaying late summer crop harvesting. Furthermore, pockets of heavy to excessive rain (100-320 mm) caused localized flooding in eastern Spain, southern France, and western and northern Italy. Showers were lighter in Germany (5 mm or less), facilitating fieldwork following a very wet preceding 30 days (200-300 percent of normal). In

contrast, dry weather persisted in southeastern Europe, heightening drought concerns in Hungary and the central Danube River Valley for winter crop establishment. Sunny skies in Poland and the Baltic States favored fieldwork and winter crop establishment, although short-term dryness (30-day rainfall locally less than 50 percent of normal) has reduced topsoil moisture for winter crops in Lithuania and Latvia. Temperatures averaged 2 to 5°C above normal across much Europe save for chilly conditions (up to 2°C below normal) in the lower Danube River Valley and western Spain. European winter crops typically go dormant during November from northeast to southwest.

WESTERN FSU  
Total Precipitation(mm)  
October 20 - 26, 2024



CLIMATE PREDICTION CENTER, NOAA  
Computer generated contours  
Based on preliminary data

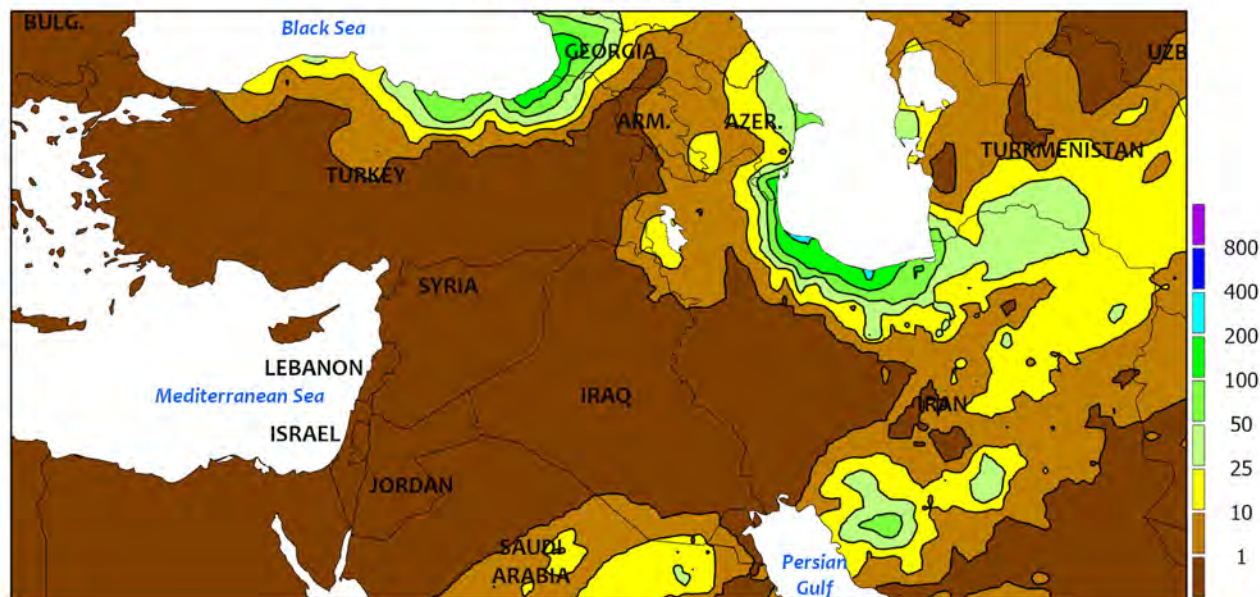


### WESTERN FSU

Following the first significant rain in months, sunny skies returned to eastern Ukraine and western Russia. There were some spotty light showers (2-10 mm), but amounts were not sufficient to provide additional drought relief. In fact, the latest satellite-derived Vegetation Health Index (VHI) continued to depict poor to abysmal crop vigor over many of these croplands despite the preceding week's rain. Completely dry conditions prevailed over Moldova, western and central Ukraine, and Belarus, facilitating

seasonal fieldwork and winter crop development following a very wet September and first half of October. The most recent VHI showed fair to good crop health over these western growing areas. Near- to below-normal temperatures along the Black Sea Coast gave way to readings up to 4°C above normal farther north. The region's winter crops typically go dormant from early November in Russia's Central and Volga Districts to late November along the Black Sea Coast.

MIDDLE EAST  
Total Precipitation(mm)  
October 20 - 26, 2024



CLIMATE PREDICTION CENTER, NOAA  
Computer generated contours  
Based on preliminary data

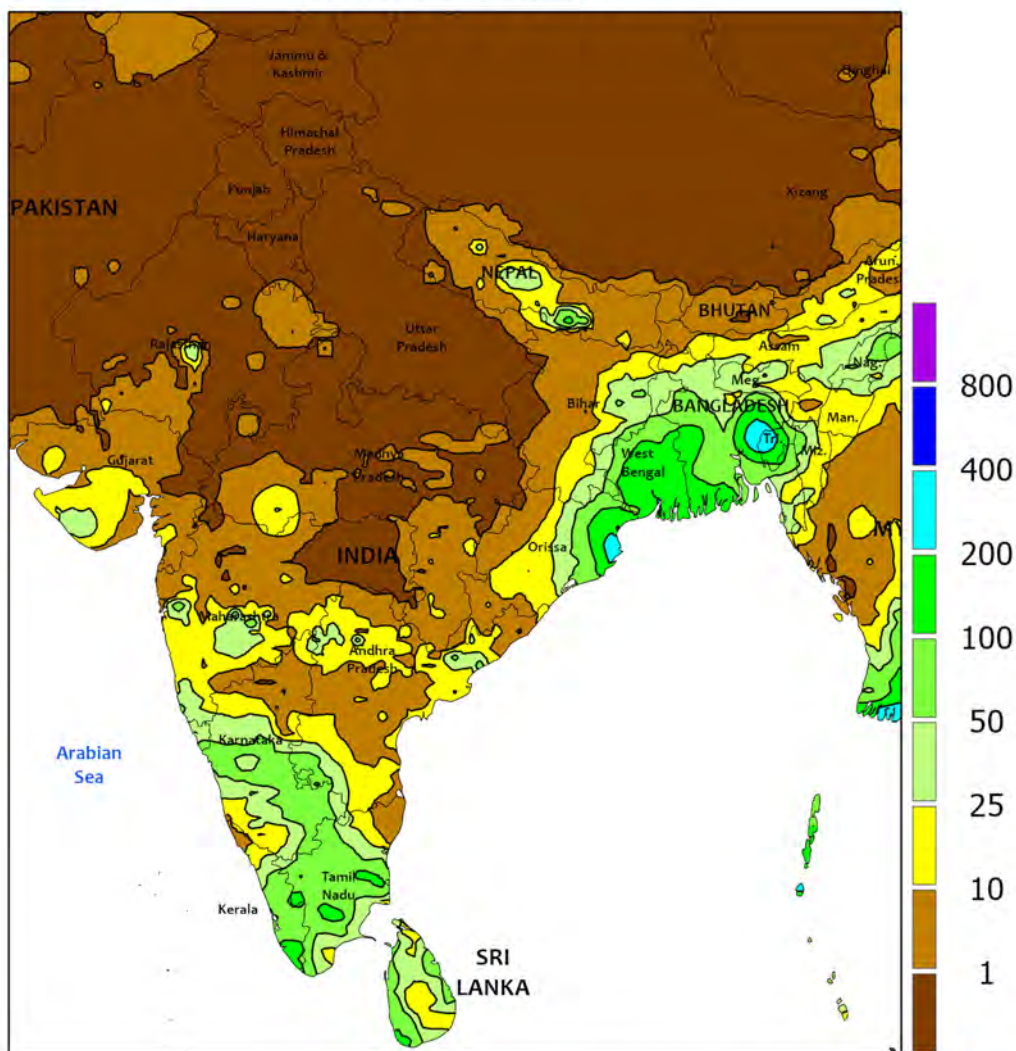


#### MIDDLE EAST

Dry but very cold weather over western and central portions of the region transitioned to the first rain of the season in parts of Iran. A vigorous upper-air low drifted eastward from Syria across Iran, trailed by the coldest air of the season to date. Temperatures for the week averaged 3 to 7°C below normal from central Turkey's Anatolian Plateau into western Iran, while abnormal warmth (up to 5°C above normal) lingered ahead of the low in southeastern Iran. Despite the first freeze of the season in central Turkey (-4 to -1°C), 7-day average temperatures approaching 10°C remained well above the threshold for winter crop dormancy (at or below 5°C). Dry weather prevailed on the backside of the low from

central Turkey into Iraq and west-central Iran, though a northerly onshore wind along the eastern Turkish Black Sea Coast triggered another round of heavy to excessive orographically enhanced rainfall (55-215 mm). Meanwhile, moderate to heavy showers (10-70 mm) developed across southwestern and northeastern Iran, providing the first significant moisture of the 2024-25 Water Year for winter grain establishment. Similar to northeastern Turkey, an onshore wind from the Caspian Sea netted Iran's north-central coastal communities up to 275 mm of rain during the monitoring period, causing localized damage to infrastructure but falling outside of the country's primary growing areas.

SOUTH ASIA  
Total Precipitation(mm)  
October 20 - 26, 2024



CLIMATE PREDICTION CENTER, NOAA  
Computer generated contours  
Based on preliminary data

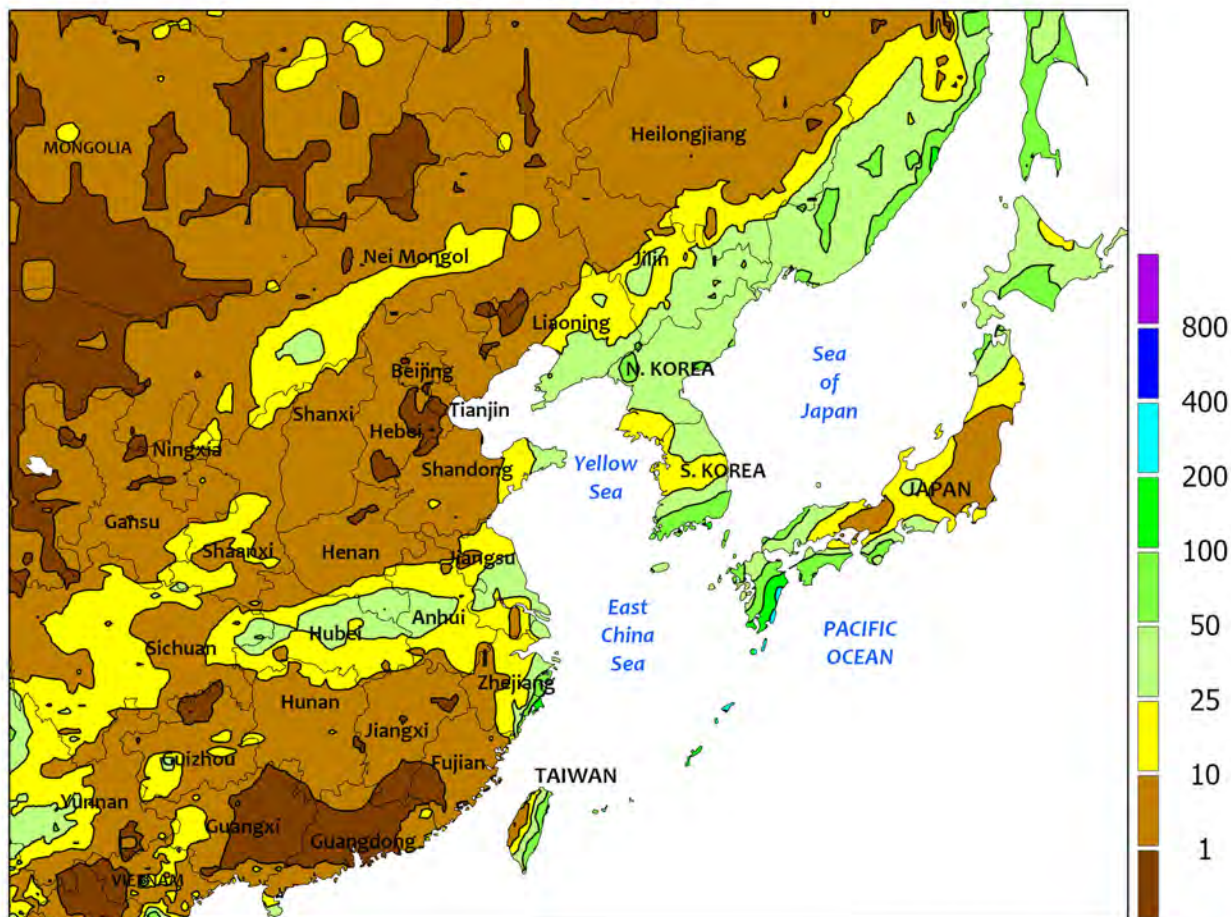


### SOUTH ASIA

Severe Cyclonic Storm Dana (maximum sustained winds estimated at 65 kts) formed in the northern extent of the Bay of Bengal mid-week and moved into northeastern India by the end of the reporting period. The storm produced heavy rainfall (topping 150 mm in some locations) in key rice-producing areas, slowing ripening of rice and causing harvest delays. Nevertheless, the storm dissipated quickly with minimal crop damage likely.

Significant rainfall (25-125 mm) was otherwise limited to southern states (Tamil Nadu and environs), bolstering soil moisture for early rabi crop establishment and boosting irrigation supplies heading into the dry season. The remainder of India and into Pakistan experienced seasonably dry weather and an unusual incursion of heat (upper 30s degrees C) which helped advance maturation and drydown of kharif crops.

EASTERN ASIA  
Total Precipitation(mm)  
October 20 - 26, 2024



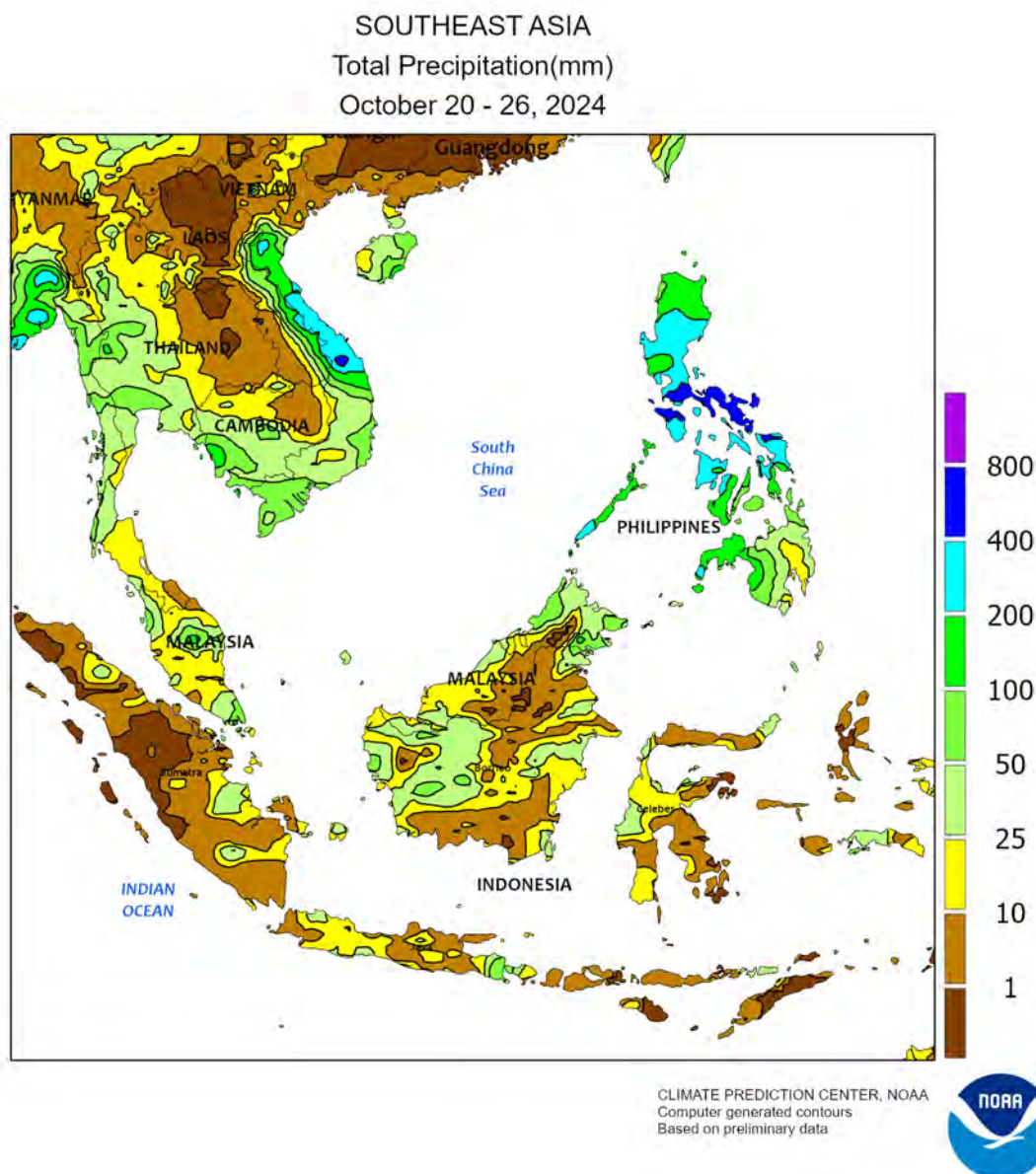
CLIMATE PREDICTION CENTER, NOAA  
Computer generated contours  
Based on preliminary data



#### EASTERN ASIA

An early-week period of light rain on the North China Plain gave way to drier weather and abundant sunshine by mid-week. Rainfall totals for the area averaged less than 5 mm but still provided some beneficial moisture to recently planted wheat. Showers were heavier farther south in the Yangtze Valley, where totals topped 50 mm locally and improved

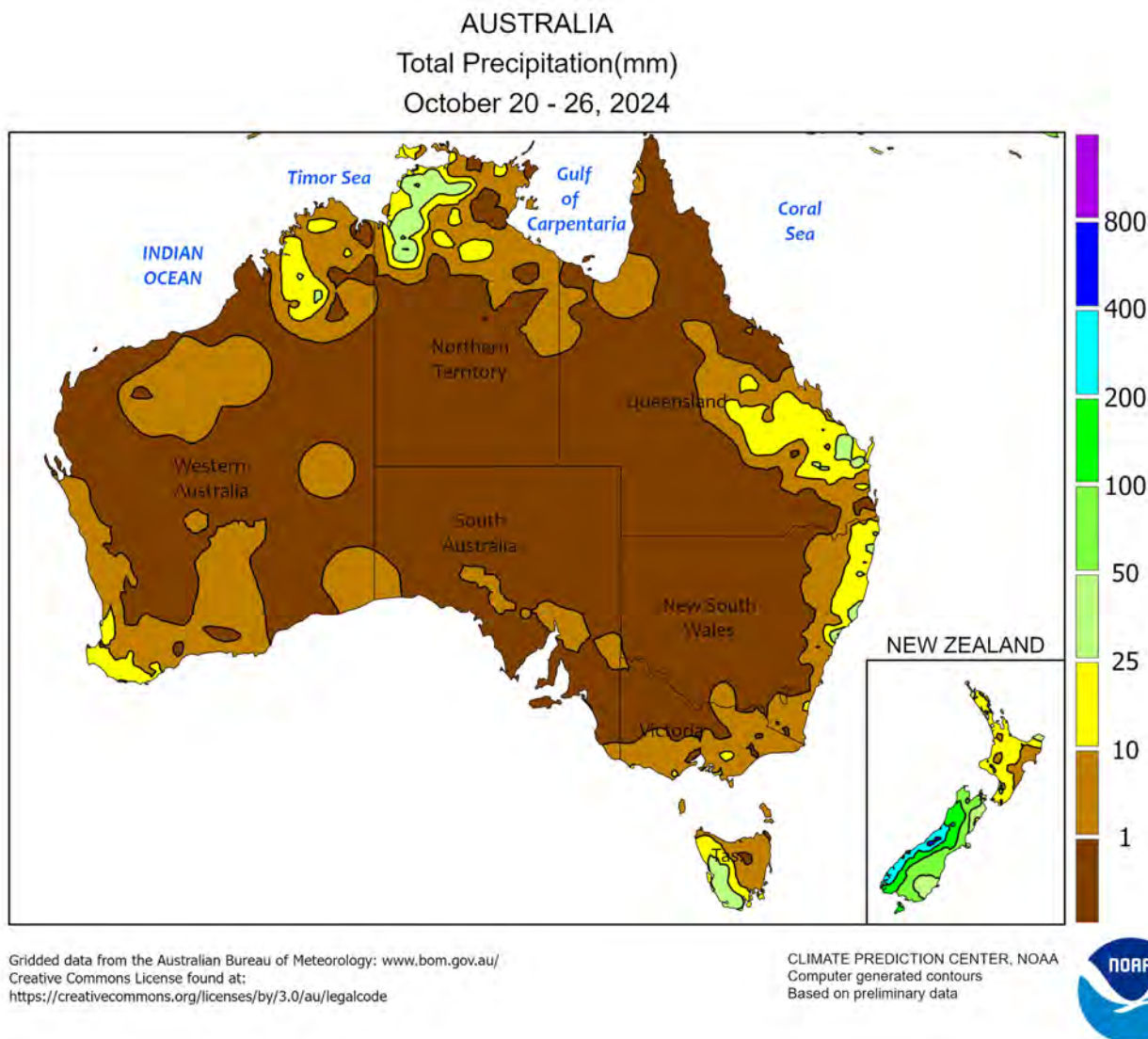
moisture conditions for rapeseed establishment; rainfall between September 1 and October 15 was well below average (40 percent of normal). Meanwhile, temperatures were slightly below average in winter crop areas, with frosty weather extending into northern sections of wheat areas (Hebei and environs), slowing crop development.



#### SOUTHEAST ASIA

A severe tropical storm (as categorized by the Regional Specialized Meteorological Centre in Japan) with maximum sustained winds of 50 kts barreled through the northern Philippines during the latter half of the reporting period. Severe Tropical Storm Trami produced downpours across a large swath of the country, with weekly totals topping 200 mm nearly into Mindanao. Though extensive, the resulting flooding likely only caused minor damage to unharvested seasonal rice, as growers are adept at keeping paddies drained of excess water. After crossing the Philippines, Trami approached central Vietnam by the end of the week and began

inundating minor producing agricultural areas with as much as 300 mm of rain; rainfall (25-100 mm, more or less locally) across the remainder of Indochina was more seasonable. Elsewhere, showers were variable in Java, Indonesia (the largest rice producer in Indonesia), with sustained amounts over 25 mm in the western districts since the start of the wet season. However, little precipitation was reported in central and eastern districts where the wet season had yet to begin. Wet-season rice sowing typically gains momentum in November but can be delayed if seasonal rains do not arrive in a timely fashion.

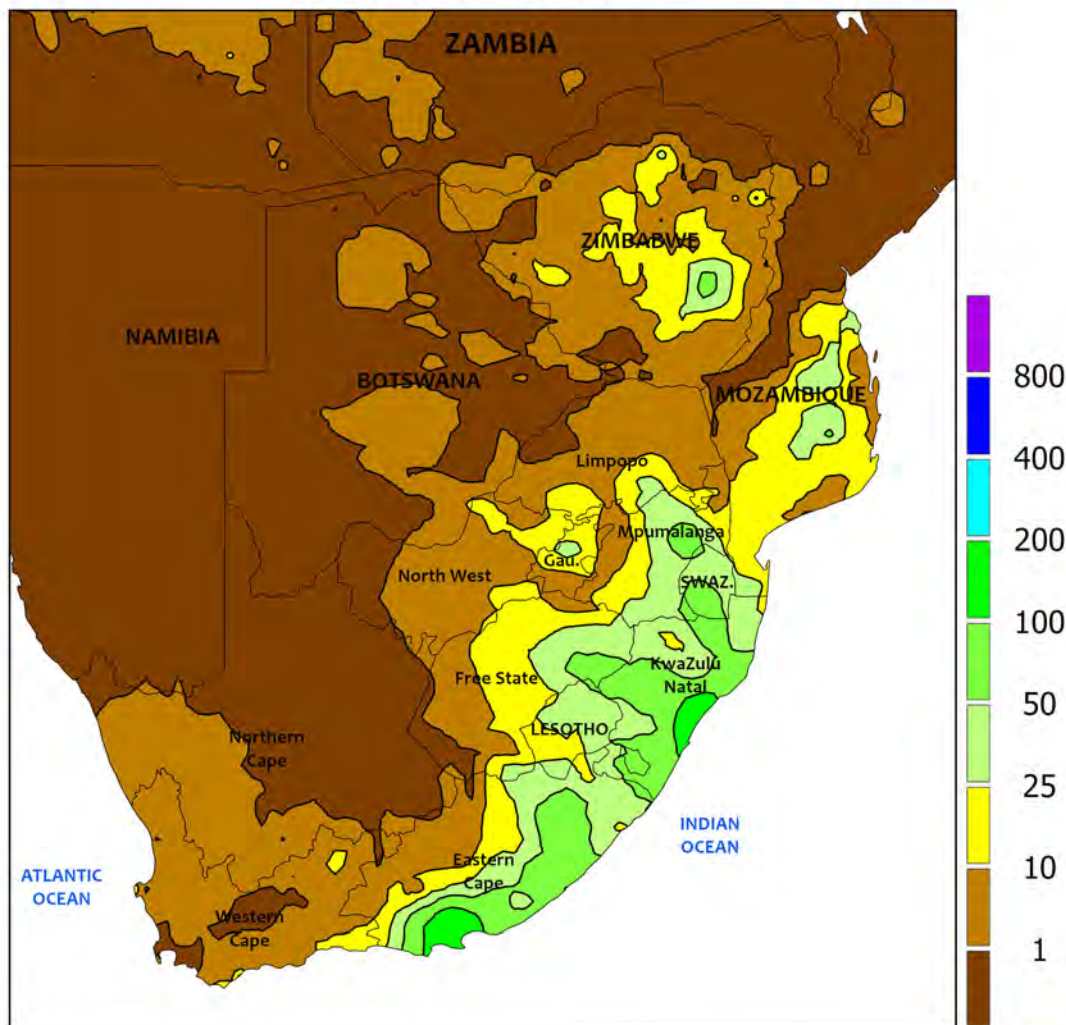


### AUSTRALIA

Dry, seasonably warm weather covered most of the wheat belt, aiding fieldwork in many areas. Winter crop harvesting was reportedly progressing in southern Queensland, northern New South Wales, and far northern portions of Western Australia, and the relative dryness allowed summer crop planting to progress throughout much of the east. Some rain would be

welcome in the south to help finish off filling winter crops, but these crops are rapidly approaching maturation and any rain is unlikely to increase yield prospects. Temperatures averaged within 1°C of normal throughout the wheat belt, with maximum temperatures ranging from the middle 20s to lower 30s degrees C in most locations.

SOUTH AFRICA  
Total Precipitation(mm)  
October 20 - 26, 2024



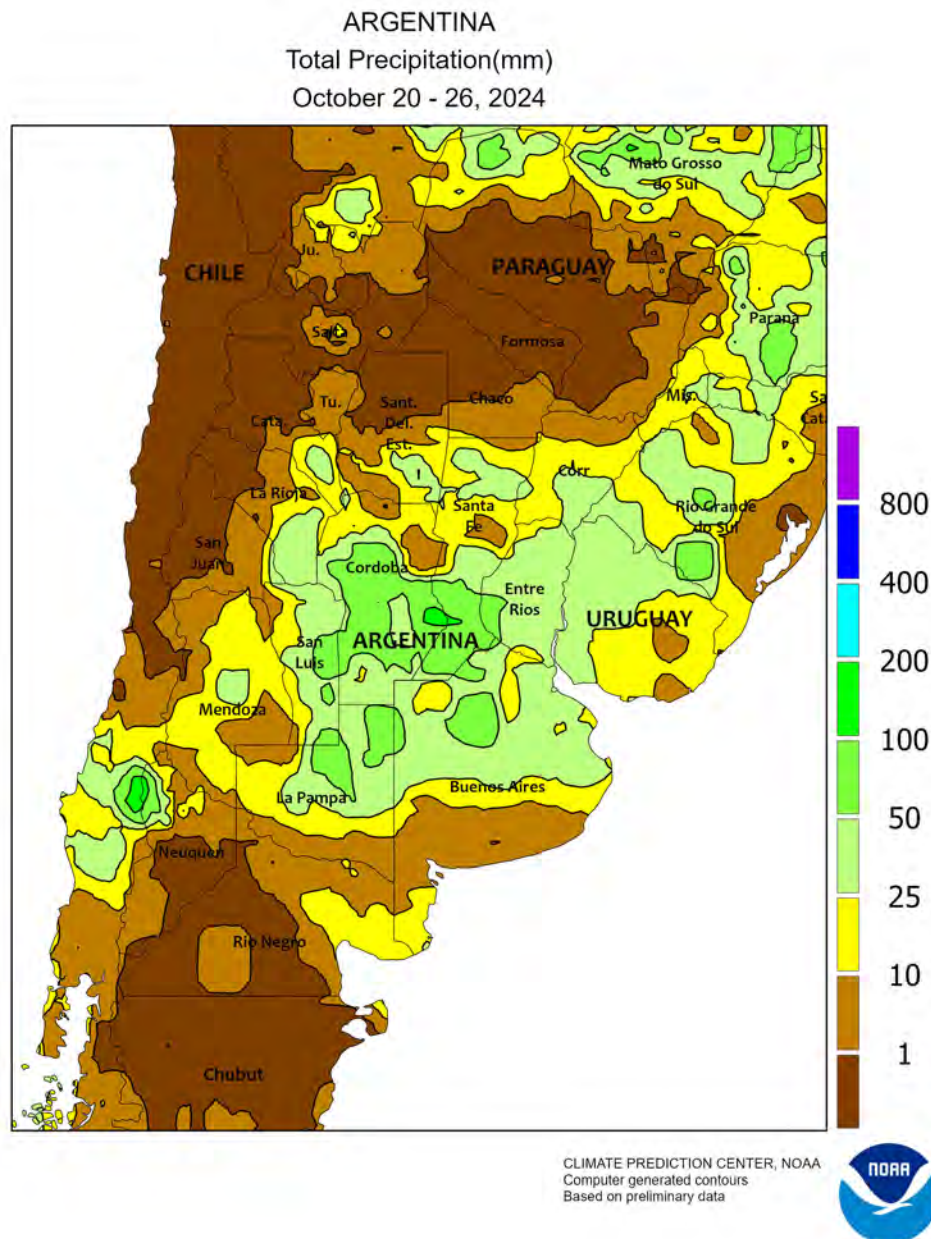
CLIMATE PREDICTION CENTER, NOAA  
Computer generated contours  
Based on preliminary data



**SOUTH AFRICA**

Moderate to heavy showers provided a significant boost to soil moisture for rain-fed summer crops. Rainfall totaled 25 to 100 mm from Mpumalanga southward to the Indian Coast, reaching westward through Eastern Cape. In addition to the rain in Mpumalanga, where summer crop planting was already underway, western and central sections of the corn belt (North West, Free State, and Gauteng) also recorded varying amounts of beneficial rain (locally up to 25 mm). The moisture in the more westerly production areas came too early to encourage planting but will help to condition fields for planting summer

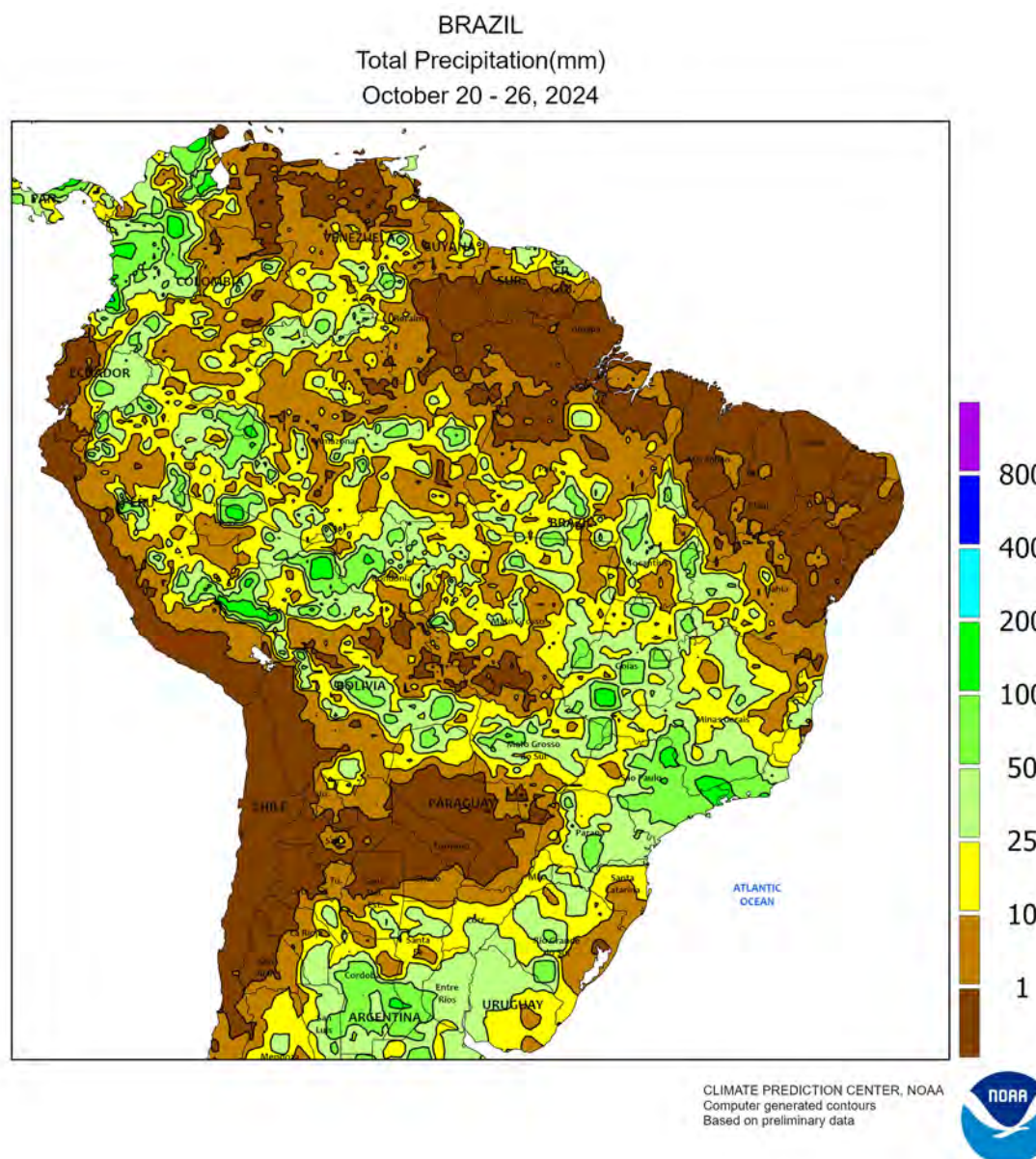
crops at traditionally later dates (November through December). Temperatures in the main corn growing areas generally averaged within 1°C of normal, with daytime highs ranging from the upper 20s (degrees C) in Mpumalanga to the upper 30s farther north and west. Meanwhile, KwaZulu-Natal recorded its heaviest rainfall thus far in the season (reaching 100 mm locally), benefiting sugarcane, while to the west, rain greater than 25 mm fell in the upper watersheds of the Orange River, which will ultimately benefit irrigated summer crops (notably corn and cotton) downstream.



### ARGENTINA

Heavy showers soaked high-yielding farming areas of central Argentina, increasing moisture for immature winter crops and emerging summer crops. The heaviest rainfall (50-125 mm) was concentrated over central and southern Córdoba, northwestern Buenos Aires, and nearby locations in La Pampa, Santa Fe, and Entre Ríos. Most other locations recorded 10 to 50 mm, with dryness (amounts totaling below 10 mm) confined to the far north – including a broad area stretching from Santiago del Estero to Paraguay – and a few locations in southern Buenos Aires. Unseasonable warmth (weekly

temperatures averaging 2 to 4°C above normal) accompanied the wet pattern, with highest daytime temperatures ranging from the upper 30s (degrees C) in the drier northern farming areas to the upper 20s and lower 30s in southern Buenos Aires. According to the government of Argentina, sunflowers were 35 percent planted as of October 24, 9 points ahead of last year's pace, while corn was 24 percent planted (20 percent last year). Cotton planting was also reportedly underway in and around northern Santa Fe.



### BRAZIL

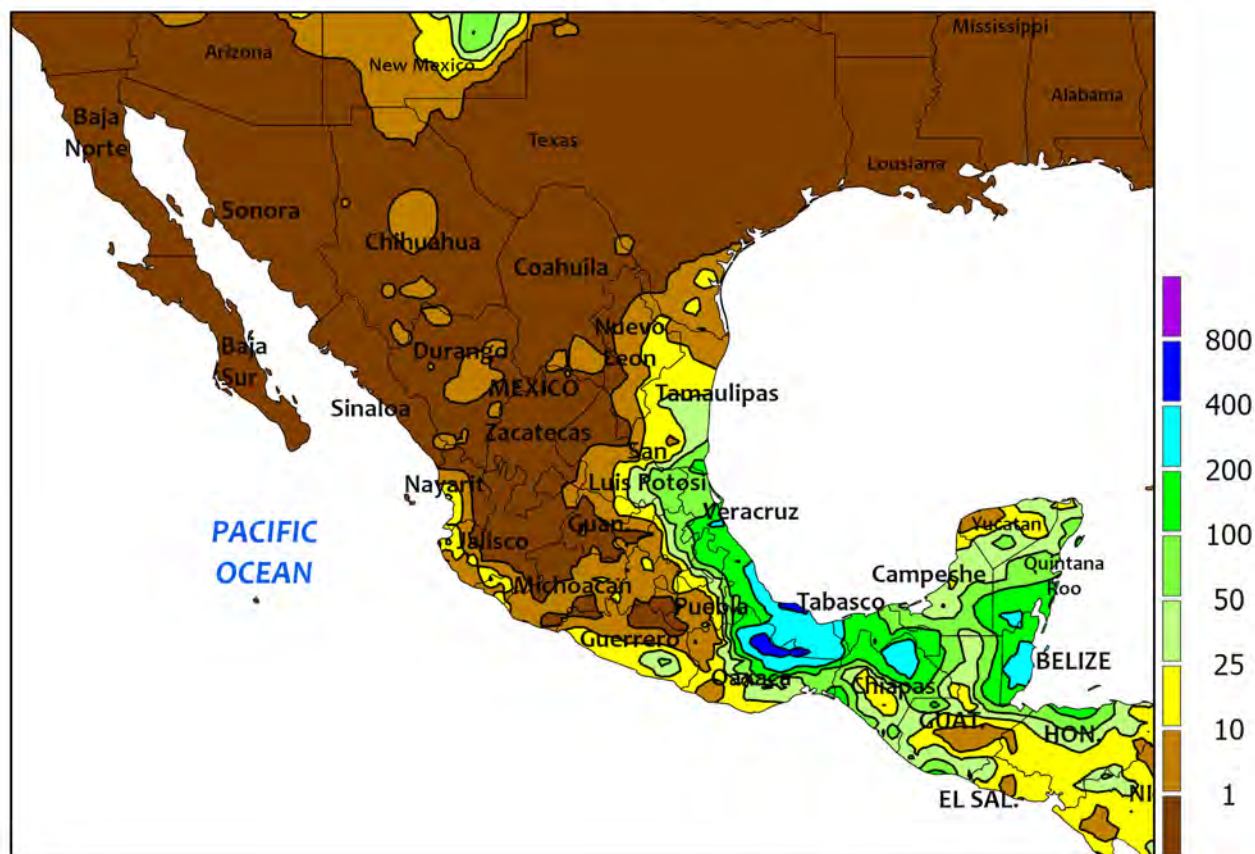
The continuing onset of seasonal rainfall further improved prospects of soybeans and other summer crops in many parts of Brazil. Amounts totaling 10 to 100 mm overspread previously dry locations in the Center West Region (notably Goiás and neighboring sections of Mato Grosso and Mato Grosso do Sul), while scattered showers (mostly below 25 mm) continued in the vicinity of western Bahia and other production areas in the northeastern interior. Despite the increase in rainfall, however, periodic heat (highs approaching 40°C) maintained high evaporative losses in these traditionally warmer northern locations. According to the government of Mato Grosso, soybeans were 56 percent planted as of October 25, up 31 points from last week and now lagging the 5-year average

pace by just 6 points. Farther south, rain (10-50 mm, locally higher) was heavier than in prior weeks from Minas Gerais southward through Rio Grande do Sul, benefiting summer crops, including sugarcane, but possibly causing localized disruptions in wheat harvesting. In addition, summer warmth (highs mostly reaching the lower and middle 30s degrees C) maintained rapid growth of summer crops in early stages of development. According to the government of Paraná, wheat was 87 percent harvested as of October 21, while first-crop corn and soybeans were 95 and 62 percent planted, respectively. In Rio Grande do Sul, corn and soybeans were reportedly 68 and 3 percent planted, respectively, as of October 24, and wheat was 29 percent harvested.

## MEXICO

Total Precipitation(mm)

October 20 - 26, 2024



CLIMATE PREDICTION CENTER, NOAA  
Computer generated contours  
Based on preliminary data



## MEXICO

Showers rimmed the Gulf Coast, but mostly dry weather dominated central and western portions of the country. The heaviest rain (25-200 mm) fell in the southeast (southern Veracruz to Tabasco), providing a late-season boost to reservoir levels for winter cropping. Similar amounts (50-125mm) were recorded in and around southern Tamaulipas, although showers were patchier and lighter elsewhere along the coast. Mostly dry, warm weather continued for maturing

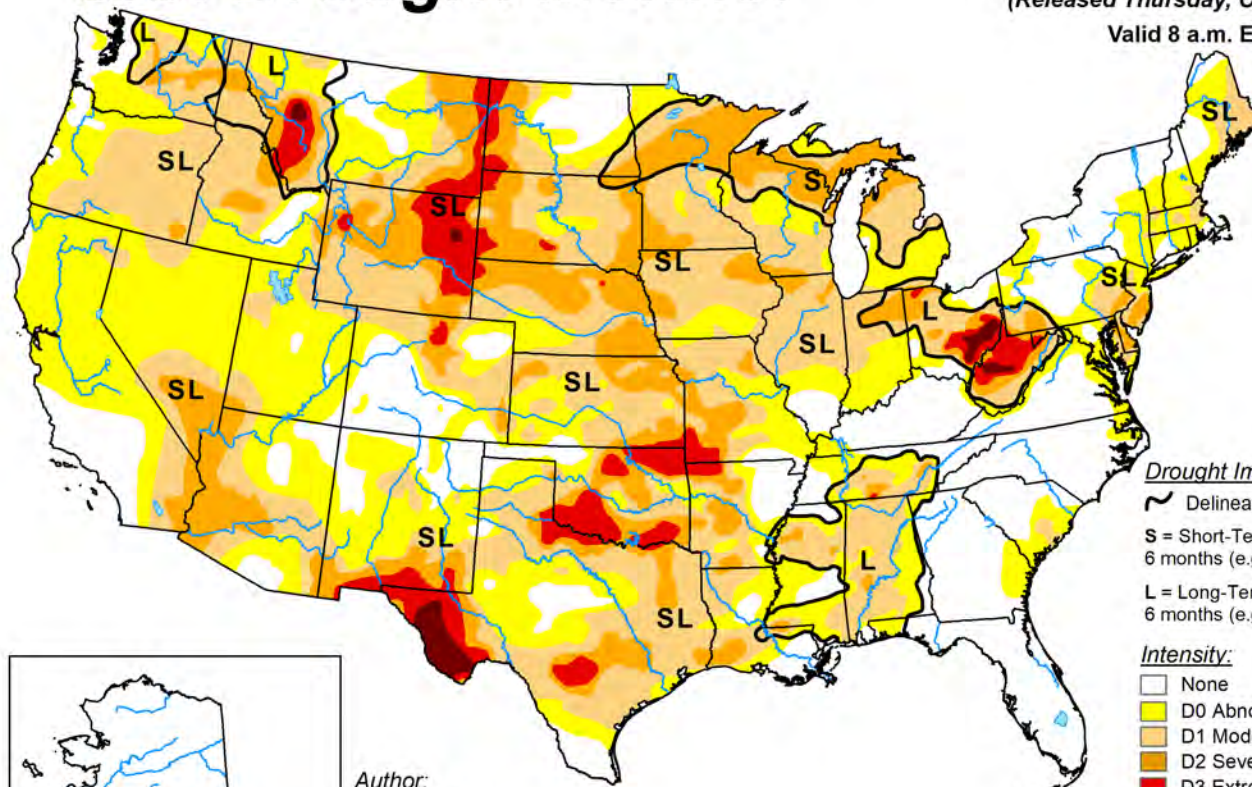
summer crops across the southern plateau corn belt (Jalisco to Puebla). Daytime highs reaching the upper 30s (degrees C) maintained high evaporative losses in northwestern watersheds, especially in Sinaloa where daytime temperatures reached as high as the lower 40s.

*This is the final weekly summary of the season; coverage will resume April of 2025.*

# U.S. Drought Monitor

October 22, 2024  
(Released Thursday, Oct. 24, 2024)

Valid 8 a.m. EDT



## Drought Impact Types:

- ~ Delineates dominant impacts
- S = Short-Term, typically less than 6 months (e.g. agriculture, grasslands)
- L = Long-Term, typically greater than 6 months (e.g. hydrology, ecology)

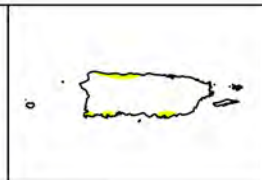
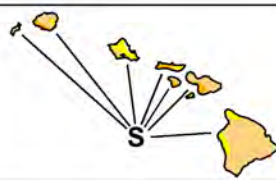
## Intensity:

- None
- D0 Abnormally Dry
- D1 Moderate Drought
- D2 Severe Drought
- D3 Extreme Drought
- D4 Exceptional Drought

The Drought Monitor focuses on broad-scale conditions. Local conditions may vary. For more information on the Drought Monitor, go to <https://droughtmonitor.unl.edu/About.aspx>



Author:  
Rocky Bilotta  
NCEI/NOAA



[droughtmonitor.unl.edu](https://droughtmonitor.unl.edu)

The *Weekly Weather and Crop Bulletin* (ISSN 0043-1974) is jointly prepared by the U.S. Department of Commerce, National Oceanic and Atmospheric Administration (NOAA) and the U.S. Department of Agriculture (USDA). Publication began in 1872 as the *Weekly Weather Chronicle*. It is issued under general authority of the Act of January 12, 1895 (44-USC 213), 53rd Congress, 3rd Session. The contents may be redistributed freely with proper credit.

Correspondence to the meteorologists should be directed to:  
**Weekly Weather and Crop Bulletin, NOAA/USDA, Joint Agricultural Weather Facility, USDA South Building, Room 4443B, Washington, DC 20250.**

Internet URL: [www.usda.gov/oce/weather-drought-monitor](http://www.usda.gov/oce/weather-drought-monitor)

E-mail address: [brad.rippey@usda.gov](mailto:brad.rippey@usda.gov)

An archive of past *Weekly Weather and Crop Bulletins* can be found at <https://usda.library.cornell.edu/>, keyword search "Weekly Weather and Crop Bulletin".

## U.S. DEPARTMENT OF AGRICULTURE World Agricultural Outlook Board

Managing Editor..... **Brad Rippey** (202) 720-2397  
Production Editor..... **Brian Morris** (202) 720-3062  
International Editor..... **Mark Brusberg** (202) 720-2012  
Agricultural Weather Analysts..... **Harlan Shannon**  
**Eric Luebehusen, and Maureen Sartini**

## National Agricultural Statistics Service

Agricultural Statistician and State Summaries Editor.....  
**Irwin Anolik** (202) 720-7621

## U.S. DEPARTMENT OF COMMERCE

### National Oceanic and Atmospheric Administration National Weather Service/Climate Prediction Center

Meteorologists..... **Brad Pugh, Adam Allgood, Ryan Bolt,**  
**Adam Hartman, and Rich Tinker**

USDA is an equal opportunity provider and employer. To file a complaint of discrimination, write: USDA, Office of the Assistant Secretary for Civil Rights, Office of Adjudication, 1400 Independence Ave., SW, Washington, DC 20250-9410 or call (866) 632-9992 (Toll-Free Customer Service), (800) 877-8339 (Local or Federal relay), (866) 377-8642 (Relay voice users).