



USDA National Retail Report - Turkey
Advertised Prices for Turkey to Consumers at Major Retail Supermarket Outlets during the period of 07/05 thru 07/11.

Fri. Jul 05, 2024

(prices in dollars per pound fresh unless otherwise noted; does not reflect all turkey items available in the marketplace)

| NATIONAL SUMMARY | | | | | | |
|-------------------------------------|-------------------------|-------------|-------------------------|-------------|-------------------------|-------------|
| | THIS WEEK | | LAST WEEK | | LAST YEAR | |
| Feature Rate ^{1/} | 20.4% of 29,200 outlets | | 16.9% of 29,200 outlets | | 22.0% of 29,200 outlets | |
| Special Rate ^{4/} | 4.2% | | 4.2% | | 3.3% | |
| Activity Index ^{2/} | 8,264 | | 6,317 | | 6,321 | |
| 3/ | Stores | Wtd Avg | Stores | Wtd Avg | Stores | Wtd Avg |
| WHOLE BIRDS: | | | | | | |
| Fresh - Hens | | | | | | |
| " - Toms | | | | | | |
| Frozen - Hens | | | | | | |
| " - Toms | | | | | | |
| PARTS: | | | | | | |
| Breast: | | | | | | |
| Bone-in, whole | | | | | | |
| Fresh | | | | | | |
| Frozen | 109 | 1.02 | 278 | 1.11 | 44 | 2.99 |
| Split, bone-in | | | | | | |
| Fresh | | | | | | |
| Rotisserie | 31 | 8.99 | 15 | 8.99 | 200 | 10.99 |
| Boneless, whole | | | | | | |
| Cutlets | 383 | 6.44 | 13 | 6.99 | 288 | 5.99 |
| Cutlets, thin sliced | | | 13 | 6.99 | | |
| Strips | | | | | | |
| Tenders | | | | | | |
| Marinated Tenders | 143 | 5.54 | 210 | 5.33 | 1,077 | 5.03 |
| Drumsticks | | | | | 92 | 1.39 |
| Thighs | | | | | | |
| Wings | | | | | 103 | 1.39 |
| Necks | | | | | | |
| Smoked Drumsticks | | | | | 252 | 2.99 |
| Smoked Wings | | | | | 194 | 2.99 |
| Smoked Necks | | | | | 118 | 2.99 |
| GROUND TURKEY: | 3,671 | 4.03 | 3,111 | 4.29 | 1,029 | 3.70 |
| Patties | 911 | 4.50 | 926 | 4.50 | | |
| Sausage | 168 | 4.12 | 40 | 4.79 | | |
| 85% lean | 919 | 3.42 | 873 | 3.35 | 127 | 3.46 |
| 93% lean | 1,583 | 3.99 | 875 | 3.88 | 825 | 3.62 |
| Breast | 90 | 5.99 | 397 | 6.77 | 77 | 4.98 |
| Rolls (frsh/frz 1 lb.) | 363 | 3.17 | | | 55 | 3.98 |
| Specialty ^{5/} | | | | | | |
| Patties | 962 | 5.56 | 772 | 5.86 | 504 | 5.90 |
| 93-94% lean | 1,736 | 4.55 | 1,703 | 5.01 | 2,185 | 5.30 |
| Breast | 866 | 5.74 | 202 | 6.83 | 180 | 6.35 |

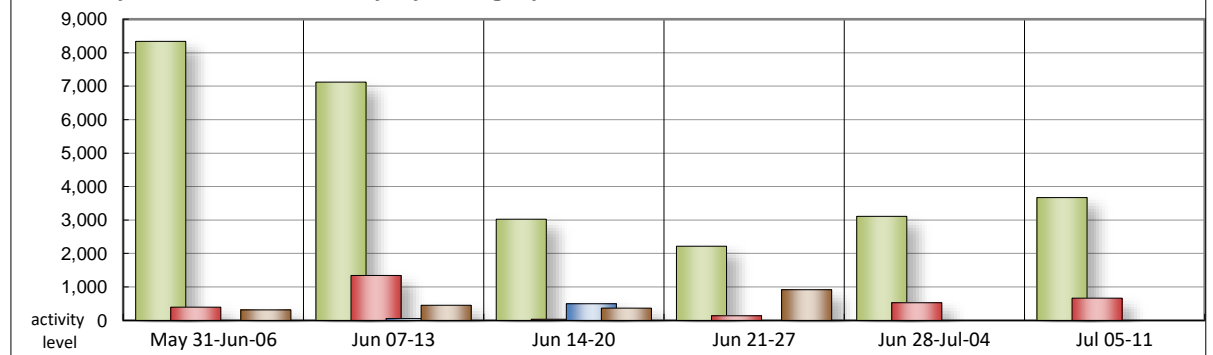
Note: rolls & specialty not included in ground turkey total and weighted average.

Source: USDA Livestock, Poultry, & Grain Market News;

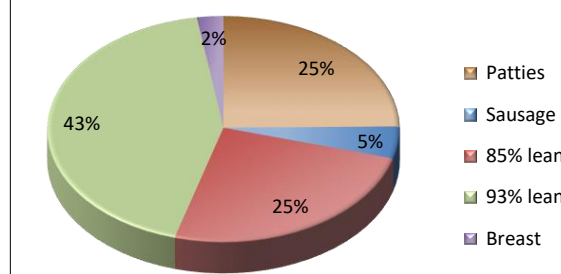
http://www.ams.usda/market-news/livestock-poultry-grain :

Turkey feature activity shows a back-to-back increase. Frozen bone-in breast offers are limited, although substantially lower priced than a year ago. Rotisserie breasts go barely noticed again. Cutlets are a little easier to find at lower values. Marinated tender promotions are fewer with prices trending higher. For second week in a row, dark parts are void from circular space. Grinds pick up some momentum with 93% lean garnering most of the attention. Most ground products are better valued. The exceptions are conventional 85% and 93% leans which you will tend to pay a little more for this ad cycle. Deli features are more active due to an increase in service deli offerings. Private label service deli meats, along with the self-service items, are viewed at lower trending prices.

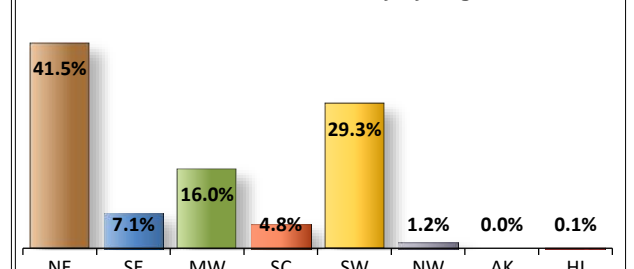
Turkey Promotional Activity by Category



Ground Turkey Featuring by Type



Relative Feature Activity by Region



All report information gathered from publicly available sources including store circulars, newspaper ads, and retailer websites.

^{1/} **Feature Rate:** the amount of sampled stores advertising any reported turkey item during the current week, expressed as a percentage of the total sample. ^{2/} **Activity Index:** a measure of the absolute frequency of feature activity equal to the total number of stores for each advertised turkey item (e.g., a retailer with 100 outlets featuring 3 turkey items has an activity index of 300). ^{3/} **Stores/Avg:** the total number of advertising outlets and the weighted average price weighted by the respective number of outlets. ^{4/} **Special Rate:** the percentage of sampled stores with a no-price promotion (e.g., buy 1, get 1 free, etc.). ^{5/} **Specialty:** products produced from birds raised on an all vegetable diet without antibiotics and minimally processed.

(515) 284-4460

Email: desm.lpgmn@ams.usda.gov



USDA National Retail Report - Turkey
Advertised Prices for Turkey to Consumers at Major Retail Supermarket Outlets during the period of 07/05 thru 07/11.

Fri. Jul 05, 2024

(prices in dollars per pound fresh unless otherwise noted; does not reflect all turkey items available in the marketplace)

| | NORTHEAST U.S. (CT,DE,MA,MD,ME,NH,NJ,NY,PA,RI,VT) | | | SOUTHEAST U.S. (AL,FL,GA,MS,NC,SC,TN,VA,WV) | | | MIDWEST U.S. (IA,IL,IN,KY,MI,MN,ND,NE,OH,SD,WI) | | |
|--|--|---------------------------|------|--|---------------------------|------|--|---------------------------|------|
| Special Rate ^{4/} Activity Index ^{2/} | 40.8% of 5,500 sampled outlets Activity Index = 3,818 | | | 13.0% of 7,400 sampled outlets 4.1% Activity Index = 892 | | | 17.2% of 6,100 sampled outlets Activity Index = 1,341 | | |
| | Price Range (\$/pound) | Summary Stores Wtd Avg | | Price Range (\$/pound) | Summary Stores Wtd Avg | | Price Range (\$/pound) | Summary Stores Wtd Avg | |
| WHOLE BIRDS: | | | | | | | | | |
| Fresh - Hens | | | | | | | | | |
| " - Toms | | | | | | | | | |
| Frozen - Hens | | | | | | | | | |
| " - Toms | | | | | | | | | |
| PARTS: | | | | | | | | | |
| Breast: | | | | | | | | | |
| Bone-in, whole | | | | | | | | | |
| Fresh | | | | | | | | | |
| Frozen | 0.99 | 97 | 0.99 | | | | 1.29 | 12 | 1.29 |
| Split, bone-in | | | | | | | | | |
| Fresh | | | | | | | | | |
| Rotisserie | | | | | | | | | |
| Boneless, whole | | | | | | | | | |
| Cutlets | 5.99 - 6.99 | 306 | 6.45 | 5.99 - 6.99 | 46 | 6.03 | | | |
| Cutlets, thin sliced | | | | | | | | | |
| Strips | | | | | | | | | |
| Tenders | | | | | | | | | |
| Marinated Tenders | 5.33 - 5.66 | 103 | 5.62 | 5.33 | 40 | 5.33 | | | |
| Drumsticks | | | | | | | | | |
| Thighs | | | | | | | | | |
| Wings | | | | | | | | | |
| Necks | | | | | | | | | |
| Smoked Drumsticks | | | | | | | | | |
| Smoked Wings | | | | | | | | | |
| Smoked Necks | | | | | | | | | |
| GROUND TURKEY: | | | | | | | | | |
| Patties | 4.99 | 466 | 4.99 | | | | 3.99 | 43 | 3.99 |
| Sausage | 3.99 - 4.39 | 150 | 4.09 | 4.39 | 18 | 4.39 | | | |
| 85% lean | 3.33 - 3.99 | 681 | 3.49 | 3.33 - 3.99 | 72 | 3.77 | | | |
| 93% lean | 3.99 | 180 | 3.99 | | | | 3.50 - 4.00 | 318 | 3.97 |
| Breast (99-100% lean) | 5.99 | 90 | 5.99 | | | | | | |
| Rolls (frsh/frz 1 lb.) | | | | | | | 2.99 - 3.33 | 256 | 3.06 |
| Specialty ^{5/} | | | | | | | | | |
| Patties | 5.10 - 5.99 | 464 | 5.50 | 5.49 - 5.99 | 294 | 5.86 | 5.99 | 89 | 5.99 |
| 93-94% lean | 3.99 - 4.99 | 833 | 4.42 | 4.22 - 4.99 | 334 | 4.81 | 4.49 - 4.99 | 492 | 4.64 |
| Breast | 5.49 - 6.99 | 448 | 5.88 | 5.54 | 88 | 5.54 | 5.54 - 5.99 | 131 | 5.68 |



USDA National Retail Report - Turkey
Advertised Prices for Turkey to Consumers at Major Retail Supermarket Outlets during the period of 07/05 thru 07/11.

Fri. Jul 05, 2024

(prices in dollars per pound fresh unless otherwise noted; does not reflect all turkey items available in the marketplace)

| | SOUTH CENTRAL U.S. (AR,CO,KS,LA,MO,NM,OK,TX) | | | SOUTHWEST U.S. (AZ,CA,NV,UT) | | | NORTHWEST U.S. (ID,MT,OR,WA,WY) | | |
|--------------------------------|---|---------------------------|------|---------------------------------|---------------------------|------|------------------------------------|---------------------------|------|
| Feature Rate ^{1/} | 6.2% of 4,900 sampled outlets | | | 36.1% of 3,800 sampled outlets | | | 2.3% of 1,300 sampled outlets | | |
| Special Rate ^{4/} | 0.5% | | | | | | | | |
| Activity Index ^{2/} | Activity Index = 405 | | | Activity Index = 1,775 | | | Activity Index = 30 | | |
| | Price Range (\$/pound) | Summary Stores Wtd Avg | | Price Range (\$/pound) | Summary Stores Wtd Avg | | Price Range (\$/pound) | Summary Stores Wtd Avg | |
| WHOLE BIRDS: | | | | | | | | | |
| Fresh - Hens | | | | | | | | | |
| " - Toms | | | | | | | | | |
| Frozen - Hens | | | | | | | | | |
| " - Toms | | | | | | | | | |
| PARTS: | | | | | | | | | |
| Breast: | | | | | | | | | |
| Bone-in, whole | | | | | | | | | |
| Fresh | | | | | | | | | |
| Frozen | | | | | | | | | |
| Split, bone-in | | | | | | | | | |
| Fresh | | | | | | | | | |
| Rotisserie | 8.99 | 31 | 8.99 | | | | | | |
| Boneless, whole | | | | | | | | | |
| Cutlets | 6.99 | 31 | 6.99 | | | | | | |
| Cutlets, thin sliced | | | | | | | | | |
| Strips | | | | | | | | | |
| Tenders | | | | | | | | | |
| Marinated Tenders | | | | | | | | | |
| Drumsticks | | | | | | | | | |
| Thighs | | | | | | | | | |
| Wings | | | | | | | | | |
| Necks | | | | | | | | | |
| Smoked Drumsticks | | | | | | | | | |
| Smoked Wings | | | | | | | | | |
| Smoked Necks | | | | | | | | | |
| GROUND TURKEY: | | | | | | | | | |
| Patties | | | | 3.99 | 402 | 3.99 | | | |
| Sausage | | | | | | | | | |
| 85% lean | | | | 2.99 | 166 | 2.99 | | | |
| 93% lean | 3.99 | 38 | 3.99 | 3.99 | 1,047 | 3.99 | | | |
| Breast (99-100% lean) | | | | | | | | | |
| Rolls (frsh/frz 1 lb.) | 2.99 - 3.99 | 43 | 3.11 | 2.99 - 3.99 | 50 | 3.85 | 2.99 | 14 | 2.99 |
| Specialty ^{5/} | | | | | | | | | |
| Patties | 4.25 - 5.99 | 115 | 4.69 | | | | | | |
| 93-94% lean | 4.17 | 77 | 4.17 | | | | | | |
| Breast | 5.54 | 70 | 5.54 | 5.54 | 110 | 5.54 | 5.54 | 16 | 5.54 |

Source: USDA Livestock, Poultry, & Grain Market News;

<http://www.ams.usda/market-news/livestock-poultry-grain> :

(515) 284-4460

Email: desm.lpgmn@ams.usda.gov

3 of 7



(prices in dollars per pound fresh unless otherwise noted; does not reflect all turkey items available in the marketplace)

| | ALASKA (AK) | | HAWAII (HI) | | | |
|--------------------------------|------------------------------|---------------------------|-----------------------------|---------------------------|--|--|
| Feature Rate ^{1/} | 15.0% of 100 sampled outlets | | 2.9% of 100 sampled outlets | | | |
| Special Rate ^{4/} | | | | | | |
| Activity Index ^{2/} | Activity Index = 0 | | Activity Index = 3 | | | |
| | Price Range (\$/pound) | Summary Stores Wtd Avg | Price Range (\$/pound) | Summary Stores Wtd Avg | | |
| WHOLE BIRDS: | | | | | | |
| Fresh - Hens | | | | | | |
| " - Toms | | | | | | |
| Frozen - Hens | | | | | | |
| " - Toms | | | | | | |
| PARTS: | | | | | | |
| Breast: | | | | | | |
| Bone-in, whole | | | | | | |
| Fresh | | | | | | |
| Frozen | | | | | | |
| Split, bone-in | | | | | | |
| Fresh | | | | | | |
| Rotisserie | | | | | | |
| Boneless, whole | | | | | | |
| Cutlets | | | | | | |
| Cutlets, thin sliced | | | | | | |
| Strips | | | | | | |
| Tenders | | | | | | |
| Marinated Tenders | | | | | | |
| Drumsticks | | | | | | |
| Thighs | | | | | | |
| Wings | | | | | | |
| Necks | | | | | | |
| Smoked Drumsticks | | | | | | |
| Smoked Wings | | | | | | |
| Smoked Necks | | | | | | |
| GROUND TURKEY: | | | | | | |
| Patties | | | | | | |
| Sausage | | | | | | |
| 85% lean | | | | | | |
| 93% lean | | | | | | |
| Breast (99-100% lean) | | | | | | |
| Rolls (frsh/frz 1 lb.) | | | | | | |
| Specialty ^{5/} | | | | | | |
| Patties | | | | | | |
| 93-94% lean | | | | | | |
| Breast | | | 5.54 | 3 5.54 | | |



USDA National Retail Report - Turkey

Advertised Prices for Poultry Deli Meats to Consumers at Major Retail Supermarket Outlets during the period of 07/05 thru 07/11.

(prices in dollars per pound unless otherwise noted; does not reflect all poultry items available in the marketplace)

Fri. Jul 05, 2024

| | NATIONAL SUMMARY | | | | | | NORTHEAST U.S. (CT,DE,MA,MD,ME,NH,NJ,NY,PA,RI,VT) | | | | SOUTHEAST U.S. (AL,FL,GA,MS,NC,SC,TN,VA,WV) | | | |
|--|------------------------|---------|------------------------|---------|------------------------|---------|--|-------|--------------------------|--------------|--|-------|--------------------------|--|
| | This Week | | Last Week | | Last Year | | 59.1% of 5,500 sampled outlets Activity Index = 7,320 | | | | 55.2% of 7,400 sampled outlets Activity Index = 8,360 | | | |
| | 49.2% of 29,200 stores | | 40.1% of 29,200 stores | | 36.1% of 29,200 stores | | Price Range (\$/pound) | | Summary (Stores Wtd Avg) | | Price Range (\$/pound) | | Summary (Stores Wtd Avg) | |
| Feature Rate ^{1/} | 30,581 | | 27,654 | | 20,405 | | | | | | | | | |
| Activity Index ^{2/} | Stores | Wtd Avg | Stores | Wtd Avg | Stores | Wtd Avg | | | | | | | | |
| SERVICE DELI - Turkey | | | | | | | | | | | | | | |
| Category 1 | | | | | | | | | | | | | | |
| Processor Brand | 9,464 | 10.52 | 6,420 | 10.19 | 7,386 | 10.34 | 7.99 - 14.99 | 3,436 | 10.45 | 7.99 - 12.99 | 3,187 | 10.64 | | |
| Private Brand | 1,152 | 8.94 | 1,700 | 9.96 | 1,373 | 9.91 | 7.99 - 9.99 | 401 | 8.79 | 8.99 - 9.99 | 15 | 9.39 | | |
| Category 2 | | | | | | | | | | | | | | |
| Processor Brand | 338 | 6.61 | 1,013 | 6.84 | 470 | 6.92 | 5.99 | 66 | 5.99 | 5.99 | 50 | 5.99 | | |
| Private Brand | 1,224 | 6.91 | 90 | 6.99 | 46 | 6.99 | 5.99 - 6.99 | 269 | 6.63 | 6.99 | 955 | 6.99 | | |
| Category 3 | | | | | | | | | | | | | | |
| Processor Brand | 284 | 4.72 | 82 | 4.73 | | | | | | 4.99 | 40 | 4.99 | | |
| Private Brand | | | | | 67 | 4.57 | | | | | | | | |
| Turkey Ham | | | | | | | | | | | | | | |
| Processor Brand | 232 | 4.50 | 402 | 4.76 | 274 | 4.52 | | | | | | | | |
| Private Brand | 106 | 6.16 | | | 93 | 4.19 | 6.49 | 90 | 6.49 | | | | | |
| Turkey Pastrami | | | | | | | | | | | | | | |
| Processor Brand | | | | | | | | | | | | | | |
| Private Brand | | | | | | | | | | | | | | |
| SERVICE DELI - Chicken | | | | | | | | | | | | | | |
| Category 1 | | | | | | | | | | | | | | |
| Processor Brand | 2,451 | 11.25 | 1,509 | 9.92 | 1,409 | 10.02 | 7.99 - 11.99 | 683 | 10.21 | 9.99 | 50 | 9.99 | | |
| Private Brand | 269 | 8.30 | 258 | 9.99 | 1,687 | 10.49 | 7.99 | 145 | 7.99 | | | | | |
| Category 2 | | | | | | | | | | | | | | |
| Processor Brand | 105 | 6.51 | 91 | 6.99 | 138 | 6.99 | | | | 5.99 | 50 | 5.99 | | |
| Private Brand | 1,037 | 6.99 | | | 12 | 4.99 | 6.99 | 82 | 6.99 | 6.99 | 955 | 6.99 | | |
| SELF-SERVICE DELI (dollars per tub or pouch) | | | | | | | | | | | | | | |
| Turkey 7-10 oz | | | | | | | | | | | | | | |
| Processor Brand | 5,122 | 4.10 | 7,078 | 4.22 | 2,832 | 4.43 | 3.49 - 5.99 | 706 | 4.43 | 3.33 - 5.99 | 908 | 3.75 | | |
| Private Brand | | | 227 | 3.50 | | | | | | | | | | |
| Turkey 16 oz | | | | | | | | | | | | | | |
| Processor Brand | 3,915 | 5.97 | 2,651 | 6.28 | 2,206 | 6.26 | 5.99 - 6.99 | 736 | 6.01 | 4.79 - 7.98 | 1,442 | 6.12 | | |
| Private Brand | | | | | | | | | | | | | | |
| Chicken 7-10 oz | | | | | | | | | | | | | | |
| Processor Brand | 4,882 | 4.12 | 5,906 | 4.24 | 2,412 | 4.42 | 3.49 - 5.99 | 706 | 4.43 | 3.33 - 5.99 | 708 | 3.83 | | |
| Private Brand | | | 227 | 3.50 | | | | | | | | | | |

Category 1: composed of 1-3 whole breast lobes using no binders. (slicing)

Category 2: composed of multiple (5-7) whole or partial breast muscles; sectioned and formed with minimal binders. (thin slicing)

Category 3: composed of multiple muscle pieces chopped and reformed into desired shape. (shaving)

Source: USDA Livestock, Poultry, & Grain Market News;

<http://www.ams.usda/market-news/livestock-poultry-grain>

(515) 284-4460

Email: desm.lpgmn@ams.usda.gov



USDA National Retail Report - Turkey

Fri. Jul 05, 2024

Advertised Prices for Poultry Deli Meats to Consumers at Major Retail Supermarket Outlets during the period of 07/05 thru 07/11.

(prices in dollars per pound unless otherwise noted; does not reflect all poultry items available in the marketplace)

| | MIDWEST U.S. (IA,IL,IN,KY,MI,MN,ND,NE,OH,SD,WI) | | | SOUTH CENTRAL U.S. (AR,AZ,CO,KS,LA,MO,NM,OK,TX,UT) | | | SOUTHWEST U.S. (CA,NV) | | | NORTHWEST U.S. (ID,MT,OR,WA,WY) | | |
|--|--|---------------------------|-------|---|---------------------------|-------|--------------------------------|---------------------------|-------|------------------------------------|---------------------------|-------|
| Feature Rate ^{1/} | 58.7% of 6,100 sampled outlets | | | 31.4% of 4,900 sampled outlets | | | 43.6% of 3,800 sampled outlets | | | 16.3% of 1,300 sampled outlets | | |
| Activity Index ^{2/} | Activity Index = 8,214 | | | Activity Index = 3,794 | | | Activity Index = 2,303 | | | Activity Index = 478 | | |
| | Price Range (\$/pound) | Summary Stores Wtd Avg | | Price Range (\$/pound) | Summary Stores Wtd Avg | | Price Range (\$/pound) | Summary Stores Wtd Avg | | Price Range (\$/pound) | Summary Stores Wtd Avg | |
| SERVICE DELI - Turkey | | | | | | | | | | | | |
| Category 1 | | | | | | | | | | | | |
| Processor Brand | 7.89 - 11.99 | 1,869 | 9.75 | 7.99 - 13.99 | 782 | 11.96 | 9.99 - 15.99 | 138 | 11.60 | 8.97 - 14.49 | 37 | 12.10 |
| Private Brand | 7.99 - 13.99 | 611 | 8.82 | 7.99 - 11.99 | 105 | 10.13 | | | | | | |
| Category 2 | | | | | | | | | | | | |
| Processor Brand | 5.99 - 6.99 | 197 | 6.92 | 6.99 | 10 | 6.99 | | | | 6.99 | 15 | 6.99 |
| Private Brand | | | | | | | | | | | | |
| Category 3 | | | | | | | | | | | | |
| Processor Brand | 4.99 | 43 | 4.99 | 4.67 | 67 | 4.67 | 4.49 - 4.99 | 134 | 4.59 | | | |
| Private Brand | | | | | | | | | | | | |
| Turkey Ham | | | | | | | | | | | | |
| Processor Brand | 3.99 - 4.99 | 67 | 4.17 | 4.57 | 67 | 4.57 | 4.47 - 4.99 | 98 | 4.67 | | | |
| Private Brand | | | | 4.29 | 16 | 4.29 | | | | | | |
| Turkey Pastrami | | | | | | | | | | | | |
| Processor Brand | | | | | | | | | | | | |
| Private Brand | | | | | | | | | | | | |
| SERVICE DELI - Chicken | | | | | | | | | | | | |
| Category 1 | | | | | | | | | | | | |
| Processor Brand | 7.89 - 11.99 | 799 | 10.27 | 8.99 - 12.99 | 73 | 10.25 | 9.99 - 14.99 | 836 | 13.23 | 8.99 | 10 | 8.99 |
| Private Brand | 7.99 | 46 | 7.99 | 7.99 - 11.49 | 78 | 9.07 | | | | | | |
| Category 2 | | | | | | | | | | | | |
| Processor Brand | 6.99 | 55 | 6.99 | | | | | | | | | |
| Private Brand | | | | | | | | | | | | |
| SELF-SERVICE DELI (dollars per tub or pouch) | | | | | | | | | | | | |
| Turkey 7-10 oz | | | | | | | | | | | | |
| Processor Brand | 2.79 - 5.49 | 1,677 | 4.20 | 2.79 - 4.99 | 1,202 | 3.70 | 3.99 - 4.99 | 459 | 4.96 | 3.99 - 4.29 | 150 | 4.08 |
| Private Brand | | | | | | | | | | | | |
| Turkey 16 oz | | | | | | | | | | | | |
| Processor Brand | 4.98 - 7.98 | 1,213 | 5.77 | 5.98 - 6.99 | 192 | 6.22 | 5.99 | 179 | 5.99 | 5.49 | 116 | 5.49 |
| Private Brand | | | | | | | | | | | | |
| Chicken 7-10 oz | | | | | | | | | | | | |
| Processor Brand | 2.79 - 5.49 | 1,637 | 4.20 | 2.79 - 4.99 | 1,202 | 3.70 | 3.99 - 4.99 | 459 | 4.96 | 3.99 - 4.29 | 150 | 4.08 |
| Private Brand | | | | | | | | | | | | |

Category 1: composed of 1-3 whole breast lobes using no binders. (slicing)

Category 2: composed of multiple (5-7) whole or partial breast muscles; sectioned and formed with minimal binders. (thin slicing)

Category 3: composed of multiple muscle pieces chopped and reformed into desired shape. (shaving)

Source: USDA Livestock, Poultry, & Grain Market News;

(515) 284-4460

6 of 7

<http://www.ams.usda/market-news/livestock-poultry-grain> :

Email: desm.lpgmn@ams.usda.gov



USDA National Retail Report - Turkey

Advertised Prices for Poultry Deli Meats to Consumers at Major Retail Supermarket Outlets during the period of 07/05 thru 07/11.

(prices in dollars per pound unless otherwise noted; does not reflect all poultry items available in the marketplace)

| Feature Rate ^{1/} | ALASKA (AK) | | | HAWAII (HI) | | | | |
|-------------------------------|------------------------------|---------------------------|------|------------------------------|---------------------------|------|--|--|
| | 39.0% of 100 sampled outlets | | | 25.7% of 100 sampled outlets | | | | |
| | Activity Index = 78 | | | Activity Index = 34 | | | | |
| Activity Index 2/ | Price Range (\$/pound) | Summary Stores Wtd Avg | | Price Range (\$/pound) | Summary Stores Wtd Avg | | | |
| SERVICE DELI - Turkey | | | | | | | | |
| Category 1 | | | | | | | | |
| Processor Brand | 9.99 | 15 | 9.99 | | | | | |
| Private Brand | | | | 8.99 | 20 | 8.99 | | |
| Category 2 | | | | | | | | |
| Processor Brand | | | | | | | | |
| Private Brand | | | | | | | | |
| Category 3 | | | | | | | | |
| Processor Brand | | | | | | | | |
| Private Brand | | | | | | | | |
| Turkey Ham | | | | | | | | |
| Processor Brand | | | | | | | | |
| Private Brand | | | | | | | | |
| Turkey Pastrami | | | | | | | | |
| Processor Brand | | | | | | | | |
| Private Brand | | | | | | | | |
| SERVICE DELI - Chicken | | | | | | | | |
| Category 1 | | | | | | | | |
| Processor Brand | | | | | | | | |
| Private Brand | | | | | | | | |
| Category 2 | | | | | | | | |
| Processor Brand | | | | | | | | |
| Private Brand | | | | | | | | |
| SELF-SERVICE DELI | | | | | | | | |
| (dollars per tub or pouch) | | | | | | | | |
| Turkey 7-10 oz | | | | | | | | |
| Processor Brand | 3.99 - 4.99 | 13 | 4.14 | 3.49 - 4.99 | 7 | 4.13 | | |
| Private Brand | | | | | | | | |
| Turkey 16 oz | | | | | | | | |
| Processor Brand | 5.49 - 5.99 | 37 | 5.69 | | | | | |
| Private Brand | | | | | | | | |
| Chicken 7-10 oz | | | | | | | | |
| Processor Brand | 3.99 - 4.99 | 13 | 4.14 | 3.49 - 4.99 | 7 | 4.13 | | |
| Private Brand | | | | | | | | |

Category 1: composed of 1-3 whole breast lobes using no binders. (slicing)

Category 2: composed of multiple (5-7) whole or partial breast muscles; sectioned and formed with minimal binders. (thin slicing)

Category 3: composed of multiple muscle pieces chopped and reformed into desired shape. (shaving)

Source: USDA Livestock, Poultry, & Grain Market News;

<http://www.ams.usda/market-news/livestock-poultry-grain>

(515) 284-4460

Email: desm.lpgmn@ams.usda.gov